



Société de tir ECLAIR Orsières

ELITE

RESULTATS

Saison 2022 - 2023



Société de tir ECLAIR Orsières

Saison 2022-2023

Championnat d'équipe 2ème ligue

Résultats

Nom	Prénom	Tour 1			Tour 2			Tour 3			Tour 4			Tour 5			Tour 6			Tour 7			Meilleur passe
		A	B	A+B	A	B	A+B	A	B	A+B	A	B	A+B	A	B	A+B	A	B	A+B	A	B	A+B	
Joris	Célia	81	90	171	90	89	179	81	90	171	90	93	183	90	88	178	82	91	173	90	88	178	183
Lovey	Johnny	94	95	189	92	96	188	94	96	190	95	93	188	95	96	191	94	94	188	97	95	192	192
Martinal	Michaël	94	97	191	95	95	190	96	98	194	93	98	191	94	97	191	98	96	194	95	96	191	194
Schers	Coralie	85	92	177	91	91	182	92	88	180	94	90	184	89	90	179	92	92	184	93	91	184	184
Voutaz	Anaïs	90	91	181	88	93	181	87	92	179	91	85	176	88	90	178	90	92	182	90	88	178	182
Voutaz	Inès	93	89	182	95	93	188	91	95	186	95	97	192	94	93	187	91	94	185	95	93	188	192
Voutaz	Maxime	67	79	146	85	85	170	91	81	172	89	93	182	85	88	173	89	91	180	76	87	163	182
Voutaz	Nathalie	89	90	179	89	91	180	92	92	184	84	96	180	91	95	186	87	91	178	94	91	185	186
Total par passe		693	723		725	733		724	732		731	745		726	737		723	741		730	729		
Total par tour				1416			1458			1456			1476			1463			1464			1459	1476



Société de tir ECLAIR Orsières

Saison 2022-2023

Concours groupe

Résultats

Groupe	Tour 1			Tour 2			Tour 3			Total	Meilleur Tour
	Prénom	Tour	Total	Prénom	Tour	Total	Prénom	Tour	Total		
Elite	Johnny	383	1504	Johnny	379	1501	Johnny	389	1511	4516	1511
	Inès	374		Inès	373		Inès	374			
	Michaël	377		Michaël	385		Michaël	380			
	Nathalie	370		Nathalie	364		Nathalie	368			



Société de tir ECLAIR Orsières

Saison 2022-2023

Concours groupe

Résultats

Nom	Prénom	Tour 1					Tour 2					Tour 3					Total	Meilleur Tour
		A	B	C	D	Tot	A	B	C	D	Tot	A	B	C	D	Tot		
Lovey	Johnny	97	92	96	98	383	96	96	95	92	379	100	98	95	96	389	1151	389
Martinal	Michaël	93	93	97	94	377	96	98	98	93	385	93	97	95	95	380	1142	385
Voutaz	Inès	94	90	94	96	374	92	92	92	97	373	92	92	95	95	374	1121	374
Voutaz	Nathalie	92	92	90	96	370	93	89	92	90	364	92	92	92	92	368	1102	370



Société de tir ECLAIR Orsières

Saison 2022-2023

Concours divers

Résultats

Nom	Prénom	Décentralisé						Total
		1	2	3	4	5	6	
Lovey	Johnny	97	95	92	93	96	99	572
Martinal	Michaël	96	94	92	97	97	98	574
Schers	Coralie	88	92	91	91	--	--	362
Voutaz	Inès	94	95	95	95	87	93	559
Voutaz	Nathalie	92	91	93	93	90	91	550



FSVT - WSSV

FSVT
WSSV

Carabine 10 / Gewehr 10m

Walliser Gruppenfinal Elite + U21 in Visp, 12. Februar 2023
Finale Cantonale de Groupes élite + U21 à Viege, 12 février 2023

Elite

Rg.	Verein Société	Total
1	Eclair Orsières	1560.7
2	Briglina, SSV	1558.1
3	St - Léonard	1537.4
4		

U21

Rg.	Verein Société	Total
1	Briglina 2	1128.0
2	Briglina 1	1127.0
3	Visp-Eyholz	1103.4
4		

Les résultats par groupe selon le classement final:

E Briglina SSV

Name - Vorname Nom - Prénom	Total	IZ
Lengen Alexandra	404.5	22
Locher-Henzen Nadine	387.8	13
Johner Flavio	368.7	5
Brunner Cyril	397.1	14
	1558.1	

E Eclair Orsières

Name - Vorname Nom - Prénom	Total	
Voutaz Inès	387.5	11
Martinal Michaël	402.0	19
Voutaz Nathalie	381.4	6
Lovey Johnny	389.8	12
	1560.7	

E St - Léonard

Name - Vorname Nom - Prénom	Total	
Raemy Pierre-Alain	368.2	8
Aymon Tania	382.2	7
Güntert Marc	400.5	20
Righini Cyrielle	386.5	7
	1537.4	

U21 Visp-Eyholz

Name - Vorname Nom - Prénom	Total	
Kalbermatten Julia	392.4	13
Oggier Philippe	329.4	0
Kalbermatten Quirin	382.5	11
	1104.3	

U21 Briglina SSV 1

Name - Vorname Nom - Prénom	Total	
Kalbermatten Celina	375.4	8
Schers Coralie	382.2	9
Willisch Nicola	369.4	10
	1127.0	

U21 Briglina SSV 2

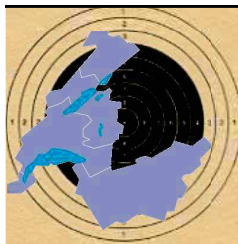
Name - Vorname Nom - Prénom	Total	
Richter Svenja	373.0	8
Richter Michéle	386.9	12
Kalbermatten Nicola	368.1	5
	1128.0	

Einzelrangliste Elite

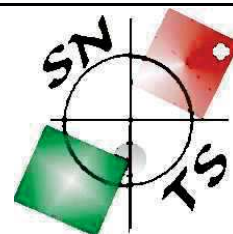
Rang	Name - Vorname Nom - Prénom	Total	IZ
1	Lengen Alexandra	404.5	22
2	Martinal Michaël	402.0	19
3	Güntert Marc	400.5	20
4	Brunner Cyril	397.1	14
5	Lovey Johnny	389.8	12
6	Locher-Henzen Nadine	387.8	13
7	Voutaz Inès	387.5	11
8	Righini Cyrielle	386.5	7
9	Aymon Tania	382.2	7
10	Voutaz Nathalie	381.4	6
11	Johner Flavio	368.7	5
12	Raemy Pierre-Alain	368.2	8

Einzelrangliste U21

Rang	Name - Vorname Nom - Prénom	Total	IZ
1	Kalbermatten Julia	392.4	13
2	Richter Michéle	386.9	12
3	Kalbermatten Quirin	382.5	11
4	Schers Coralie	382.2	9
5	Kalbermatten Celina	375.4	8
6	Richter Svenja	373.0	8
7	Willisch Nicola	369.4	10
8	Kalbermatten Nicola	368.1	5
9	Oggier Philippe	329.4	0



MATCH ROMAND 10M



VS

GE

VD

JU

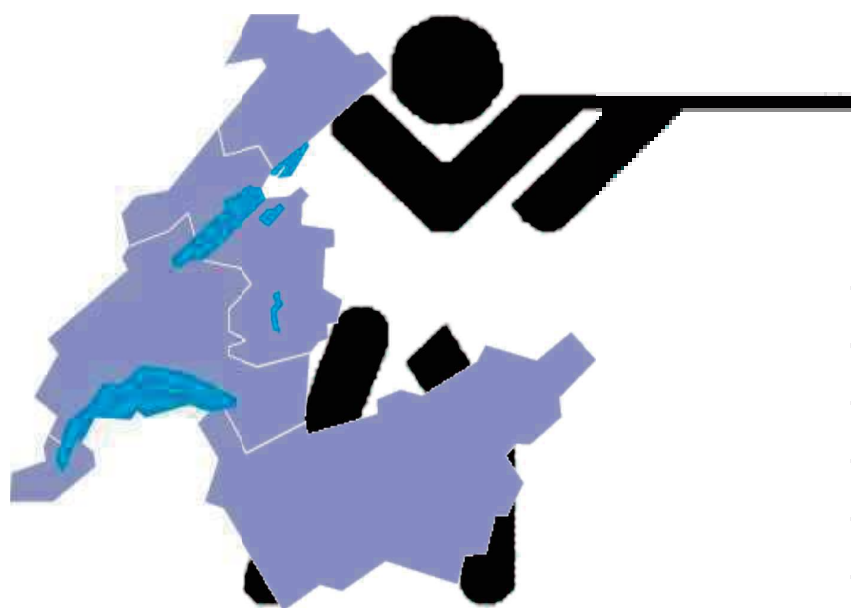
NE

JB

FR

- 2023 -

42^{EME} - FAC



RESULTATS

C10M

MONTMOLLIN - BOUDRY

28.01.23

ORGANISATION

SNTS



MATCH ROMAND C10M

BOUDRY - MONTMOLLIN / 28.01.23



TEAM

CAT. ELITE (GENERAL)

Rg	Nom	Cat	1	2	3	4	5	6	Total	Rem.
1.	VAUD - 1								1'848.3	
	STEINER Alicia	EI	104.2	102.4	102.9	103.7	103.7	102.5	619.4	
	BAILLY-SALLINS Mélody	EI	101.4	101.5	103.2	104.9	101.9	103.1	616.0	
	SOLOMON Luna	EI	101.9	102.8	104.4	100.0	100.7	103.1	612.9	
2.	FRIBOURG - 1								1'825.5	
	GABRIEL David	EI	102.0	101.3	100.5	103.2	102.2	102.4	611.6	
	MAAG Simon	EI	97.5	101.2	101.1	103.0	103.1	103.1	609.0	
	TERCIER Malorie	EI	102.6	99.2	101.1	100.2	100.2	101.6	604.9	
3.	NEUCHATEL - 1								1'820.0	
	CHENIKOVA Katia	U15	103.8	102.0	103.7	102.7	103.7	102.7	618.6	
	TROUBLIO Emil	Sen	102.0	98.7	102.6	98.9	100.2	102.1	604.5	
	DELABAYS Louis	EI	98.6	100.2	98.8	99.4	100.0	99.9	596.9	
4.	VALAIS - 1								1'808.1	
	MARTINAL Mickäel	EI	99.7	100.8	98.7	102.1	100.6	103.9	605.8	
	GÜNTERT Marc	EI	100.9	101.2	99.0	101.5	100.0	100.2	602.8	
	LOVEY Johnny	EI	97.6	99.1	102.0	99.5	100.6	100.7	599.5	
5.	JURA - 1								1'795.5	
	FRUND Robin	EI	102.2	102.8	102.7	101.1	102.3	100.8	611.9	
	BARRETTA Maéva	U17	94.8	102.1	99.3	99.1	100.4	96.3	592.0	
	DAGUET Clément	EI	98.3	97.4	98.5	96.0	103.7	97.7	591.6	
6.	VAUD - 2								1'791.6	
	YOVARI Mahdi	EI	99.2	102.2	100.5	98.9	99.0	101.5	601.3	
	BRON Deborah	EI	100.5	98.7	101.4	98.4	96.6	103.4	599.0	
	RIME Guillaume	EI	98.7	97.4	99.3	97.4	96.1	102.4	591.3	

TEAM

CAT. ELITE (GENERAL)

Rg	Nom	Cat	1	2	3	4	5	6	Total	Rem.
7.	NEUCHATEL - 2								1'779.0	
	PERROUD Camille	EI	99.1	103.0	99.1	98.5	99.7	99.4	598.8	
	HÄUSERMANN Marc	EI	99.5	99.6	99.7	99.3	99.0	99.4	596.5	
	MAST Patrick	EI	96.8	98.3	96.1	95.7	98.0	98.8	583.7	
8.	VALAIS - 2								1'769.9	
	RIGHINI Cyrielle	EI	100.2	99.9	101.8	98.1	94.3	100.7	595.0	
	BRUNNER Cyril	EI	96.6	98.8	97.8	100.1	99.9	99.6	592.8	
	DAYER Diane	EI	94.6	93.9	97.5	96.4	98.5	101.2	582.1	
9.	FRIBOURG - 2								1'765.1	
	KOLLY Patricia	Sen	100.2	99.0	100.4	98.1	100.0	96.9	594.6	
	DEVAUD André	SenVet	93.7	94.6	97.2	100.9	99.9	100.0	586.3	
	SCHWEIZER Dominique	Sen	94.1	96.6	96.7	98.5	103.1	95.2	584.2	
10.	JURA - 2								1'752.4	
	MERCIER Bastien	EI	97.9	95.5	99.6	99.4	98.1	100.1	590.6	
	VON KÄNEL Jean-Pierre	Vet	98.1	98.9	96.3	94.8	101.1	95.0	584.2	
	GOGNIAT Roland	Vet	101.3	94.6	97.6	95.9	95.4	92.8	577.6	
11.	JURA BERNOIS								1'688.1	
	CARREL Romain	EI	97.2	97.3	99.9	100.5	100.7	93.9	589.5	
	ENGELMANN Sébastien	EI	89.4	95.4	92.8	93.3	92.1	97.3	560.3	
	CARREL Jean-François	Sen	88.8	88.7	89.8	88.2	92.0	90.8	538.3	



MATCH ROMAND C10M

BOUDRY - MONTMOLLIN / 28.01.23



INDIVIDUEL

CAT. ELITE (GENERAL)

Rg	Nom	Cat	Ct	1	2	3	4	5	6	Total	Rem.
1.	STEINER Alicia	El	VD	104.2	102.4	102.9	103.7	103.7	102.5	619.4	
2.	CHENIKOVA Katia	U15	NE	103.8	102.0	103.7	102.7	103.7	102.7	618.6	
3.	BAILLY-SALLINS Mélody	El	VD	101.4	101.5	103.2	104.9	101.9	103.1	616.0	
4.	SOLOMON Luna	El	VD	101.9	102.8	104.4	100.0	100.7	103.1	612.9	
5.	FRUND Robin	El	JU	102.2	102.8	102.7	101.1	102.3	100.8	611.9	
6.	GABRIEL David	El	FR	102.0	101.3	100.5	103.2	102.2	102.4	611.6	
7.	UNGARELLI Sabrina	El	GE	101.5	102.0	103.6	98.5	101.2	104.2	611.0	
8.	MAAG Simon	El	FR	97.5	101.2	101.1	103.0	103.1	103.1	609.0	
9.	MARTINAL Mickäel	El	VS	99.7	100.8	98.7	102.1	100.6	103.9	605.8	
10.	TERCIER Malorie	El	FR	102.6	99.2	101.1	100.2	100.2	101.6	604.9	
11.	TROUBLIO Emil	Sen	NE	102.0	98.7	102.6	98.9	100.2	102.1	604.5	
12.	GÜNTERT Marc	El	VS	100.9	101.2	99.0	101.5	100.0	100.2	602.8	
13.	YOVARI Mahdi	El	VD	99.2	102.2	100.5	98.9	99.0	101.5	601.3	
14.	LOVEY Johnny	El	VS	97.6	99.1	102.0	99.5	100.6	100.7	599.5	
15.	HAURI Melody	El	GE	101.3	100.7	98.1	101.4	100.6	97.1	599.2	
16.	BRON Deborah	El	VD	100.5	98.7	101.4	98.4	96.6	103.4	599.0	
17.	PERROUD Camille	El	NE	99.1	103.0	99.1	98.5	99.7	99.4	598.8	
18.	DELABAYS Louis	El	NE	98.6	100.2	98.8	99.4	100.0	99.9	596.9	
19.	HÄUSERMANN Marc	El	NE	99.5	99.6	99.7	99.3	99.0	99.4	596.5	
20.	RIGHINI Cyrielle	El	VS	100.2	99.9	101.8	98.1	94.3	100.7	595.0	
21.	KOLLY Patricia	Sen	FR	100.2	99.0	100.4	98.1	100.0	96.9	594.6	
22.	BRUNNER Cyril	El	VS	96.6	98.8	97.8	100.1	99.9	99.6	592.8	
23.	ZUFFEREY Christian	Sen	VD	95.9	96.3	102.0	101.4	95.9	100.6	592.1	
24.	BARRETTA Maéva	U17	JU	94.8	102.1	99.3	99.1	100.4	96.3	592.0	
25.	DAGUET Clément	El	JU	98.3	97.4	98.5	96.0	103.7	97.7	591.6	
26.	RIME Guillaume	El	VD	98.7	97.4	99.3	97.4	96.1	102.4	591.3	
27.	MERCIER Bastien	El	JU	97.9	95.5	99.6	99.4	98.1	100.1	590.6	
28.	CARREL Romain	El	JB	97.2	97.3	99.9	100.5	100.7	93.9	589.5	
29.	DEVAUD André	SenVet	FR	93.7	94.6	97.2	100.9	99.9	100.0	586.3	
30.	SCHWEIZER Dominique	Sen	FR	94.1	96.6	96.7	98.5	103.1	95.2	584.2	
31.	VON KÄNEL Jean-Pierre	Vet	JU	98.1	98.9	96.3	94.8	101.1	95.0	584.2	

INDIVIDUEL

CAT. ELITE (GENERAL)

<i>Rg</i>	<i>Nom</i>	<i>Cat</i>	<i>Ct</i>	<i>1</i>	<i>2</i>	<i>3</i>	<i>4</i>	<i>5</i>	<i>6</i>	<i>Total</i>	<i>Rem.</i>
32.	MAST Patrick	EI	NE	96.8	98.3	96.1	95.7	98.0	98.8	583.7	
33.	DAYER Diane	EI	VS	94.6	93.9	97.5	96.4	98.5	101.2	582.1	
34.	ERARD Arnoud	EI	NE	97.4	96.2	98.9	96.0	94.4	97.9	580.8	
35.	GOGNIAT Roland	Vet	JU	101.3	94.6	97.6	95.9	95.4	92.8	577.6	
36.	ENGELMANN Sébastien	EI	JB	89.4	95.4	92.8	93.3	92.1	97.3	560.3	
37.	CARREL Jean-François	Sen	JB	88.8	88.7	89.8	88.2	92.0	90.8	538.3	



MATCH ROMAND C10M

SUISSE-ROMANDE / HIVER 22-23



TEAM

CAT. JUNIORS

Rg	Nom	Cat	1	2	3	4	5	6	Total	Rem.
1.	FRIBOURG - 1								1'821.0	
	STURNY Lea	U19	100.2	103.4	101.6	101.8	102.1	99.7	608.8	
	STURNY Tina	U21	102.0	102.4	101.8	100.8	100.5	99.5	607.0	
	BAERISWY Yanik	U21	99.6	100.6	102.6	100.5	100.1	101.8	605.2	
2.	FRIBOURG - 2								1'789.1	
	THÜRLER Valentine	U19	100.0	102.6	100.6	102.5	99.0	102.3	607.0	
	DELESSERT Aurore	U21	97.1	98.4	99.9	99.6	101.2	100.1	596.3	
	THÜRLER Natacha	U21	99.6	98.7	95.3	96.4	97.8	98.0	585.8	
3.	FRIBOURG - 3								1'777.2	
	ZBINDEN Enya	U19	98.0	102.5	98.9	103.6	97.3	100.4	600.7	
	CHAPERON Noémie	U21	101.5	97.8	100.2	98.5	99.8	98.7	596.5	
	AEBISCHER Irina	U17	94.1	96.1	96.9	97.9	98.0	97.0	580.0	
4.	VALAIS - 1								1'768.3	
	SAILLEN Dorian	U17	97.1	102.1	100.3	100.1	103.2	99.4	602.2	
	WEISSBRODT Isabel	U17	94.1	96.3	99.3	96.4	99.4	99.7	585.2	
	KOLLOEFFEL Gwendolyn	U19	96.0	98.5	97.5	95.0	95.3	98.6	580.9	
5.	VAUD								1'762.6	
	PLANCHE Quentin	U19	97.5	100.1	99.4	99.5	102.2	100.3	599.0	
	DE GOUMOENS Maude	U19	97.8	96.9	99.6	101.8	98.7	100.4	595.2	
	PLAWCZYK Marie	U17	93.0	97.9	95.3	92.6	94.7	94.9	568.4	
6.	VALAIS - 2								1'753.3	
	KALBERMATTEN Julia	U19	97.7	98.1	99.2	97.2	97.6	100.5	590.3	
	SCHERS Coralie	U17	94.5	96.8	97.0	98.4	100.6	98.8	586.1	
	KALBERMATTEN Quirin	U17	97.9	94.6	98.6	98.9	95.6	91.3	576.9	
7.	FRIBOURG - 4								1'739.4	
	GERRY Pierre	U21	98.9	98.0	98.1	94.2	97.2	94.5	580.9	
	JENNA Nicolas	U17	94.8	99.9	93.6	97.3	97.1	96.6	579.3	
	AEBISCHER Matéo	U21	93.6	98.6	95.6	92.7	97.8	100.9	579.2	

TEAM

CAT. JUNIORS

Rg	Nom	Cat	1	2	3	4	5	6	Total	Rem.
8.	GENEVE								1'702.4	
	CROTTET Bartholomé	U21	98.6	96.9	96.5	99.6	97.0	95.0	583.6	
	MARTIN Antoine	U17	93.9	95.9	92.4	89.4	93.2	95.9	560.7	
	BAUGNIES Ange	U19	90.8	91.1	95.0	95.8	93.1	92.3	558.1	
9.	NEUCHATEL								1'627.2	
	HUGON Nour	U17	97.4	94.4	98.7	98.0	99.6	95.2	583.3	
	PERROUD Léane	U19	94.3	95.6	93.2	96.2	95.4	94.1	568.8	
	PERROUD Dany	U17	83.6	93.4	70.4	78.5	77.8	71.4	475.1	
10.	JURA								1'593.6	
	LAVILLE Flavien	U21	92.2	96.7	92.9	87.2	96.4	93.4	558.8	
	GODIN Leonhart	U17	91.1	87.1	84.6	87.0	88.0	83.9	521.7	
	KUNZ Rohan	U19	86.3	86.5	86.3	86.0	84.7	83.3	513.1	



MATCH ROMAND C10M

SUISSE-ROMANDE / HIVER 22-23



INDIVIDUEL

CAT. JUNIORS

Rg	Nom	Cat	Ct	1	2	3	4	5	6	Total	Rem.
1.	STURNY Lea	U19	FR	100.2	103.4	101.6	101.8	102.1	99.7	608.8	
2.	THÜRLER Valentine	U19	FR	100.0	102.6	100.6	102.5	99.0	102.3	607.0	
3.	STURNY Tina	U21	FR	102.0	102.4	101.8	100.8	100.5	99.5	607.0	
4.	BAERISWY Yanik	U21	FR	99.6	100.6	102.6	100.5	100.1	101.8	605.2	
5.	SAILLEN Dorian	U17	VS	97.1	102.1	100.3	100.1	103.2	99.4	602.2	
6.	ZBINDEN Enya	U19	FR	98.0	102.5	98.9	103.6	97.3	100.4	600.7	
7.	PLANCHE Quentin	U19	VD	97.5	100.1	99.4	99.5	102.2	100.3	599.0	
8.	CHAPERON Noémie	U21	FR	101.5	97.8	100.2	98.5	99.8	98.7	596.5	
9.	DELESSERT Aurore	U21	FR	97.1	98.4	99.9	99.6	101.2	100.1	596.3	
10.	DE GOUMOENS Maude	U19	VD	97.8	96.9	99.6	101.8	98.7	100.4	595.2	
11.	KALBERMATTEN Julia	U19	VS	97.7	98.1	99.2	97.2	97.6	100.5	590.3	
12.	SCHERS Coralie	U17	VS	94.5	96.8	97.0	98.4	100.6	98.8	586.1	
13.	THÜRLER Natacha	U21	FR	99.6	98.7	95.3	96.4	97.8	98.0	585.8	
14.	WEISSBRODT Isabel	U17	VS	94.1	96.3	99.3	96.4	99.4	99.7	585.2	
15.	CROTTET Bartholomé	U21	GE	98.6	96.9	96.5	99.6	97.0	95.0	583.6	
16.	HUGON Nour	U17	NE	97.4	94.4	98.7	98.0	99.6	95.2	583.3	
17.	KOLLOEFFEL Gwendolyn	U19	VS	96.0	98.5	97.5	95.0	95.3	98.6	580.9	
18.	GERRY Pierre	U21	FR	98.9	98.0	98.1	94.2	97.2	94.5	580.9	
19.	AEBISCHER Irina	U17	FR	94.1	96.1	96.9	97.9	98.0	97.0	580.0	
20.	JENNA Nicolas	U17	FR	94.8	99.9	93.6	97.3	97.1	96.6	579.3	
21.	AEBISCHER Matéo	U21	FR	93.6	98.6	95.6	92.7	97.8	100.9	579.2	
22.	KALBERMATTEN Quirin	U17	VS	97.9	94.6	98.6	98.9	95.6	91.3	576.9	
23.	PERROUD Léane	U19	NE	94.3	95.6	93.2	96.2	95.4	94.1	568.8	
24.	PLAWCZYK Marie	U17	VD	93.0	97.9	95.3	92.6	94.7	94.9	568.4	
25.	SAILLEN Mélyne	U15	VS	96.7	97.1	87.6	96.8	93.0	96.6	567.8	
26.	MARTIN Antoine	U17	GE	93.9	95.9	92.4	89.4	93.2	95.9	560.7	
27.	LAVILLE Flavien	U21	JU	92.2	96.7	92.9	87.2	96.4	93.4	558.8	
28.	BAUGNIES Ange	U19	GE	90.8	91.1	95.0	95.8	93.1	92.3	558.1	
29.	GODIN Leonhart	U17	JU	91.1	87.1	84.6	87.0	88.0	83.9	521.7	
30.	KUNZ Rohan	U19	JU	86.3	86.5	86.3	86.0	84.7	83.3	513.1	
31.	PERROUD Dany	U17	NE	83.6	93.4	70.4	78.5	77.8	71.4	475.1	



Gruppenmeisterschaft Gewehr 10m Elite
Championnat des groupes carabines 10m Elite

Schweizerischer Schiesssportverband
Fédération sportive suisse de tir
Federazioni sportiva svizzera di tiro
Fedreaziun svizra dal sport da tir

2022/2023

Ranglisten / Classément

Rang	Verband	Gruppe	1. Runde	2. Runde	3. Runde	Total		
1	ZSV	Nidwalden 1	1577	1588	1588	4753	F	*
2	OSPSV	Gossau 1	1580	1584	1586	4750	F	*
3	SFTS	Tafers 1	1581	1584	1585	4750	F	*
4	SOSV	Olten 1	1571	1581	1590	4742	F	*
5	SOSV	Olten 2	1585	1572	1565	4722	F	*
6	BSSV	Thörishaus	1566	1574	1572	4712	F	*
7	OSPSV	Gais	1572	1562	1564	4698	F	*
8	BSSV	Thunersee Region 2	1575	1555	1567	4697	F	*
9	ZHSV	Feld-Meilen 1	1563	1565	1566	4694	F	*
10	KSVGL	Glarnerland 1	1560	1568	1563	4691	F	*
11	OSPSV	Gossau 2	1553	1565	1571	4689	F	*
12	ZSV	Nidwalden 2	1564	1566	1559	4689	F	*
13	ZHSV	Dielsdorf u.U. 1	1564	1556	1568	4688	F	*
14	SFTS	Avry-Sur-Matran 1	1564	1559	1564	4687	F	*
15	BSSV	Thunersee Region 1	1567	1570	1550	4687	F	*
16	SFTS	Tafers 2	1563	1556	1561	4680	F	*
17	ZHSV	Dielsdorf u.U. 2	1555	1561	1558	4674	F	*
18	ZHSV	Zürich-Stadt 1	1547	1560	1565	4672	F	*
19	BSV	Domat/Ems	1555	1553	1560	4668	F	*
20	KSVGL	Glarnerland 2	1560	1563	1540	4663	F	*
21	ZHSV	Uster 1	1557	1552	1553	4662	F	*
22	SVTS	Lonay-Morges 1	1553	1547	1556	4656	F	*
23	ZSV	Uri LG-Team 1	1558	1548	1546	4652	F	*
24	SSVL	Altendorf 1	1565	1547	1537	4649	F	*
25	ZSV	Uri LG-Team 2	1539	1562	1546	4647	F	*
26	AGSV	Wettingen-Würenlos 1	1543	1552	1548	4643	F	*
27	OSPSV	Mauren-Berg	1532	1549	1554	4635	F	*
28	OSPSV	Wil-Stadt	1541	1555	1538	4634	F	*
29	BSV	Voluntaria Trun 1	1539	1543	1550	4632	F	*
30	SOSV	Olten 3	1553	1531	1545	4629	F	*
31	SFTS	Ried b. Kerzers 1	1532	1555	1542	4629	F	*
32	OSPSV	Ebnat-Kappel 1	1537	1542	1547	4626	F	*
33	ASGT	Arquebuse-Genève	1531	1544	1549	4624	F	*
34	OSPSV	Vaduz	1532	1543	1548	4623	F	*
35	SSVL	Wangen	1529	1543	1543	4615	F	*
36	SFTS	Fribourg Ville 1	1531	1538	1543	4612	F	*
37	ZHSV	Illnau-Effretikon	1535	1538	1538	4611	F	*
38	ZSV	Sarneraatal	1536	1526	1545	4607	F	*
39	BSSV	Guggisberg	1545	1533	1529	4607	F	*
40	BSSV	Frutigland	1533	1530	1543	4606	F	*

Bönigen, Sonntag, 5. Februar 2023

F = Qualifiziert für Final / qualifié pour la Finale

R = Reserve für Finale / Provisoire pour la finale

* = Auszeichnungsberechtigt / a droit aux distinctions

DNF = Wettkampf nicht beendet / n'a pas terminé le concours

DSQ = Disqualifikation / disqualifié



Gruppenmeisterschaft Gewehr 10m Elite
Championnat des groupes carabines 10m Elite

Schweizerischer Schiesssportverband
Fédération sportive suisse de tir
Federazioni sportiva svizzera di tiro
Fedreaziun svizra dal sport da tir

2022/2023

Ranglisten / Classément

Rang	Verband	Gruppe	1. Runde	2. Runde	3. Runde	Total		
41	SFTS	Cottens et environ 1	1537	1528	1540	4605	F	*
42	OSPSV	Altstätten	1540	1537	1527	4604	F	*
43	SVRB	Pratteln 1	1523	1541	1536	4600	F	*
44	OSPSV	Ebnat-Kappel 2	1519	1541	1536	4596	F	*
45	ZSV	Obernau	1528	1528	1531	4587	F	*
46	SFTS	Bulle 1	1542	1532	1505	4579	F	*
47	BSV	Voluntaria Trun 2	1513	1533	1532	4578	F	*
48	ZHSV	Zürich-Stadt 2	1535	1511	1532	4578	F	*
49	BSSV	Oberbalm 1	1525	1524	1528	4577	F	*
50	ZHSV	Limmattal-Schlieren	1524	1519	1527	4570	F	*
51	SFTS	Avry-Sur-Matran 2	1530	1520	1520	4570	F	*
52	SFTS	Bulle 2	1498	1522	1545	4565	F	*
53	SOSV	Biezwil 1	1508	1534	1522	4564	F	*
54	SOSV	Olten 4	1509	1535	1517	4561	F	*
55	BSSV	Burgdorf-Stadt	1521	1506	1533	4560	F	*
56	SOSV	Winistorf	1526	1507	1527	4560	F	*
57	SOSV	Subingen-Deitingen 1	1528	1515	1514	4557	F	*
58	ZHSV	Dielsdorf u.U. 3	1508	1518	1529	4555	F	*
59	BSSV	Bätterkinden	1523	1513	1519	4555	F	*
60	ZHSV	Uster 2	1526	1518	1511	4555	F	*
61	FTST	Locarno	1522	1512	1516	4550	R	*
62	BSV	Igis-Landquart	1522	1506	1521	4549	R	*
63	BSSV	Thun-Stadt	1522	1513	1514	4549	R	*
64	SSVL	Altendorf 3	1525	1504	1514	4543	R	*
65	SHKSV	Schaffhausen Stadt	1513	1513	1515	4541	R	*
66	WSSV	Briglina	1514	1516	1510	4540	R	*
67	SVTS	Lonay-Morges 2	1524	1507	1506	4537		*
68	SFTS	Farvagny	1506	1497	1531	4534		*
69	AGSV	Zufikon	1511	1506	1516	4533		*
70	SFTS	Vully-Broye 1	1497	1522	1513	4532		*
71	SFTS	Tafers 3	1503	1522	1504	4529		*
72	SNTS	Montmollin	1501	1524	1503	4528		*
73	BSV	Surselva	1511	1509	1502	4522		*
74	SVTS	Palézieux	1505	1516	1500	4521		*
75	SVTS	Aigle Sous-Officiers	1510	1501	1506	4517		*
76	OSPSV	Ebnat-Kappel 3	1498	1500	1518	4516		*
77	WSSV	Orsieres Eclair	1504	1501	1511	4516		*
78	BSSV	Stalden-Schwanden	1499	1496	1520	4515		*
79	SFTS	Heitenried	1516	1496	1503	4515		*
80	WSSV	St-Léonard 1	1510	1493	1507	4510		*

Bönigen, Sonntag, 5. Februar 2023

F = Qualifiziert für Final /qualifié pour la Finale

R = Reserve für Finale / Provisoire pour la finale

* = Auszeichnungsberechtigt / a droit aux distinctions

DNF = Wettkampf nicht beendet / n'a pas terminé le concours

DSQ = Disqualifikation / disqualifié



Gruppenmeisterschaft Gewehr 10m Elite
Championnat des groupes carabines 10m Elite

Schweizerischer Schiesssportverband
Fédération sportive suisse de tir
Federazioni sportiva svizzera di tiro
Fedreaziun svizra dal sport da tir

2022/2023

Ranglisten / Classément

Rang	Verband	Gruppe	1. Runde	2. Runde	3. Runde	Total	
81	OSPSV	Neckertal	1521	1483	1504	4508	*
82	ZSV	Ebikon	1490	1510	1506	4506	*
83	SOSV	Gerlafingen 1	1504	1501	1500	4505	*
84	KSVGL	Glarnerland 3	1486	1508	1509	4503	*
85	SFTS	Chavannes-les-Forts 1	1486	1501	1507	4494	*
86	BSSV	Biel Sport	1501	1504	1485	4490	*
87	BSSV	Vechigen	1488	1500	1501	4489	*
88	SSVL	Altendorf 2	1480	1498	1508	4486	*
89	ZSV	Cham-Ennetsee	1509	1478	1498	4485	*
90	SFTS	Cottens et environ 2	1494	1488	1502	4484	*
91	AGSV	Frick	1476	1500	1504	4480	*
92	ZHSV	Wettswil	1474	1510	1495	4479	*
93	FTST	Bellinzona	1502	1508	1468	4478	*
94	SOSV	Leberberg	1474	1499	1501	4474	*
95	SFTS	Ried b. Kerzers 2	1495	1499	1478	4472	*
96	ZHSV	Glattfelden	1490	1483	1492	4465	*
97	SVRB	Oberwil 1	1477	1485	1501	4463	*
98	ZHSV	Feld-Meilen 3	1486	1483	1492	4461	*
99	ZHSV	Wetzikon	1491	1474	1495	4460	*
100	FTST	Taverne	1480	1493	1480	4453	*
101	BSSV	Biel Aegerten	1486	1482	1482	4450	*
102	SFTS	Fribourg Ville 3	1476	1467	1506	4449	*
103	BSSV	Oberbalm 2	1498	1486	1464	4448	*
104	ZHSV	Zürich-Neumünster	1464	1508	1475	4447	*
105	AGSV	Wettingen-Würenlos 2	1493	1474	1478	4445	*
106	SVRB	Laufen	1491	1487	1462	4440	*
107	ZHSV	Feld-Meilen 2	1487	1473	1467	4427	*
108	BSSV	Münsingen	1469	1491	1466	4426	*
109	ZHSV	Männedorf	1482	1477	1466	4425	*
110	SOSV	Subingen-Deitingen 2	1482	1483	1457	4422	*
111	SFTS	Vully-Broye 2	1471	1472	1472	4415	
112	SVTS	Echallens	1464	1477	1471	4412	
113	SOSV	Herbetswil	1433	1479	1486	4398	
114	SOSV	Biezwil 2	1489	1449	1460	4398	
115	SOSV	Selzach-Altreu	1452	1476	1458	4386	
116	OSPSV	Gossau 3	1417	1452	1498	4367	
117	SVRB	Pratteln 2	1487	1416	1455	4358	
118	ZHSV	Affoltern a.A	1472	1443	1443	4358	
119	SFTS	Fribourg Ville 2	1451	1461	1442	4354	
120	SFTS	Avry-Sur-Matran 3	1446	1455	1448	4349	

Bönigen, Sonntag, 5. Februar 2023

F = Qualifiziert für Final /qualifié pour la Finale

R = Reserve für Finale / Provisoire pour la finale

* = Auszeichnungsberechtigt / a droit aux distinctions

DNF = Wettkampf nicht beendet / n'a pas terminé le concours

DSQ = Disqualifikation / disqualifié



Gruppenmeisterschaft Gewehr 10m Elite
Championnat des groupes carabines 10m Elite

Schweizerischer Schiesssportverband
Fédération sportive suisse de tir
Federazioni sportiva svizzera di tiro
Fedreaziun svizra dal sport da tir

2022/2023

Ranglisten / Classément

Rang	Verband	Gruppe	1. Runde	2. Runde	3. Runde	Total
121	SOSV	Gerlafingen 2	1428	1444	1451	4323
122	SFTS	Le Cret	1416	1462	1429	4307
123	SFTS	Estavayer-Lully	1433	1374	1442	4249
124	SVRB	Sissach	1415	1386	1443	4244
125	SVTS	Champagne	1400	1408	1431	4239
126	SVTS	Bursinel	1409	1414	1399	4222
127	ZHSV	Adliswil	1403	1386	1406	4195
128	SVRB	Oberwil 2	1374	1398	1375	4147
129	SFTS	Fribourg-Ville 4	1368	1372	1398	4138
130	BSSV	Grindelwald	1379	1384	1350	4113
131	WSSV	St-Léonard 2	1333	1371	1384	4088
132	SFTS	Chavannes-les-Forts 2	1338	1343	1390	4071
133	SVTS	Payerne	1446	1438	1082	3966
134	SFTS	Torny et environs	1324	1310	1320	3954
135	BSSV	Oberburg	1505	0	0	1505

Bönigen, Sonntag, 5. Februar 2023

F = Qualifiziert für Final /qualifié pour la Finale

R = Reserve für Finale / Provisoire pour la finale

* = Auszeichnungsberechtigt / a droit aux distinctions

DNF = Wettkampf nicht beendet / n'a pas terminé le concours

DSQ = Disqualifikation / disqualifié



Gruppenmeisterschaft Gewehr 10m Elite
Championnat des groupes carabines 10m Elite

Schweizerischer Schiesssportverband
Fédération sportive suisse de tir
Federazioni sportiva svizzera di tiro
Fedreaziun svizra dal sport da tir

2022/2023

Ranglisten / Classémet

Unterverband: Wallis / Valais

Rang	Gruppe	1. Runde	2. Runde	3. Runde	Total	
1	Briglina	1514	1516	1510	4540	*
2	Orsieres Eclair	1504	1501	1511	4516	*
3	St-Léonard 1	1510	1493	1507	4510	*
4	St-Léonard 2	1333	1371	1384	4088	

Bönigen, Sonntag, 5. Februar 2023

* = Auszeichnungsberechtigt / a droit aux distinctions

DNF = Wettkampf nicht beendet / n'a pas terminé le concours

DSQ = Disqualifikation / disqualifié



Schweizer Schiesssportverband
Fédération sportive suisse de tir
Federazione sportiva svizzera di tiro
Federaziun svizra dal sport da tir

Lidostrasse 6
CH-6006 Luzern
+41 41 418 00 10
info@swissshooting.ch



www.swissshooting.ch

36. Final

**Schweizer Verbandsmatch Gewehr 10m
Elite**

36° Finale

**Match inter-fédérations carabine 10m
Elite**

36° Finale

**Match interfederativo fucile 10m
Elite**

2023

Rangliste - Classement - Classifica

Mehrzweckhalle des Waffenplatzes Bern, 26. Februar 2023



Your aim is our target



Partner & Ausrüster

Offizielle Partner

Helsana

Versicherungen
www.helsana.ch



Munition
www.swisspdefence.com



Schweizer Armee
www.armee.ch

SIUS

Trefferanzeigesysteme
www.sius.ch



Your aim is our target
Trefferanzeigesysteme
www.polytronic.ch

Offizielle Ausrüster



Munition
www.rws-munition.de

KROMER
Shooting

Druckerei,
Schiess-Scheiben
www.kromerprint.ch



Sportgewehre
www.bleiker.ch

die Mobiliar

Versicherungen
www.mobiliar.ch



Schiessbrillen
www.gerwer.ch



Sportbekleidung
www.erima.ch



Schiessbekleidung
www.truttmann.ch



Hörschutzberatung
www.hoerschutzberatung.ch



Druckerei
www.merkurdruck.ch

champion

Schiessbrillen
www.champion-brillen.ch



Stickereien, Textildruck
und Werbeartikel
www.alltex.ch



Munition
www.norma.cc



Auszeichnungen und
Uniform-Accessoires
www.a-bender.de



Offizieller
Mobilitätspartner
www.ford.ch



MANTIS
Bewegungssensoren
www.schiesstrainer.ch



Sportwaffen
www.gruenel.ch



Luftpistolen
www.morini.ch

mobilezone

Telekommunikation und
Zubehör
www.mobilezone.ch

Gönner und Donatoren



Gönnervereinigung
www.schuetzen-goenner.ch



100er Club
www.schuetzen-goenner.ch

Schweizer Verbandsmatch 2023

10m Gewehr in Bern

Verbandsmatch Elite

Rang	Durchschnitt	Passentotale						Verband			
	Einzelresultate / Passen							Schützen			
1	621.114	724.1	723.5	726.3	727.2	725.7	721.0	Zentralschweiz			
	628.1	105.9	103.5	105.0	104.9	104.0	104.8	Wyrsch Fabio	1998	E	
	626.2	103.8	104.4	103.8	105.2	104.9	104.1	Mathis Marina	1986	E	
	624.7	103.6	104.0	104.7	104.9	104.2	103.3	Lüscher Manuel	1997	E	
	623.6	103.5	104.6	105.5	104.8	102.8	102.4	Lustenberger Petra	1990	E	
	618.0	104.2	102.5	103.1	102.9	102.2	103.1	Zihlmann Jean-Claude	1984	E	
	617.9	101.8	102.7	103.3	102.3	106.1	101.7	Lustenberger Patrik	1992	E	
	609.3	101.3	101.8	100.9	102.2	101.5	101.6	Stadler Nina	2001	E	
2	620.067	616.5	620.8	618.3	627.3	617.9	619.6	Solothurn			
	632.7	105.3	105.3	105.9	105.8	105.4	105.0	Lochbihler Jan	1992	E	
	626.5	103.7	105.1	104.2	105.5	103.4	104.6	Blum Jasmin	2000	E	
	618.6	101.1	104.6	102.2	104.3	102.4	104.0	Frei Janine	1999	E	
	615.7	103.3	102.6	103.2	103.3	101.7	101.6	Zellweger Simon	1999	E	
	614.2	103.4	101.7	101.3	103.5	101.8	102.5	Bertschi Michèle	2000	E	
	612.7	99.7	101.5	101.5	104.9	103.2	101.9	Jeger Sina	1994	E	
3	618.911	928.6	926.5	930.9	927.5	932.0	924.7	Ostschweiz			
	627.2	104.7	103.6	103.7	105.0	106.1	104.1	Schläpfer Barbara	1993	E	
	623.3	103.7	104.3	104.4	104.6	103.9	102.4	Kübler Nadja	1995	E	
	622.8	103.2	103.5	103.0	104.7	103.5	104.9	Strässle Myriam	1989	E	
	619.0	103.7	101.9	101.7	104.3	104.7	102.7	Alther Christian	1997	E	
	617.4	104.1	104.6	102.9	101.4	102.4	102.0	Köppel Michael	1996	E	
	616.2	102.1	102.6	104.0	102.2	103.1	102.2	Vanoni Larissa	1999	E	
	615.7	102.2	101.3	104.8	101.6	102.5	103.3	Bachmann Pascal	1996	E	
	615.3	102.8	104.3	102.4	101.8	103.1	100.9	Zihlmann Patrick	1987	E	
	613.3	102.1	100.4	104.0	101.9	102.7	102.2	Kaiser Martina	1996	E	
4	618.733	926.0	922.8	928.4	930.4	933.0	928.0	Fribourg			
	626.2	103.2	104.2	104.9	104.9	104.4	104.6	Beyeler Irene	1985	E	
	625.1	101.2	104.2	104.8	105.0	104.3	105.6	Beyeler Simon	1982	E	
	623.8	102.5	103.1	104.0	105.1	104.1	105.0	D`halluin Michael	1990	E	
	622.3	102.4	102.7	104.8	104.5	104.1	103.8	Poffet Marco	1986	E	
	621.1	104.1	103.7	104.2	104.3	104.0	100.8	Dufaux Gilles	1994	E	
	617.5	103.3	101.8	103.1	103.4	103.9	102.0	Delley Claude-Alain	1990	E	
	615.5	104.1	102.6	102.1	101.0	103.2	102.5	Sturny Kim	2001	E	
	611.1	104.0	101.5	101.1	99.7	103.2	101.6	Riedo Sven	1999	E	
	606.0	101.2	99.0	99.4	102.5	101.8	102.1	Maag Simon	2001	E	

Rang	Durchschnitt	Passentotale						Verband			
		Einzelresultate / Passen						Schützen			
5	614.064	1127.9	1120.8	1127.2	1131.2	1125.5	1122.1	Bern			
	624.6	105.6	103.2	105.6	102.8	105.7	101.7	Hofstetter Vanessa	1995	E	
	624.3	105.2	103.4	103.2	104.1	105.0	103.4	Hollenweger Jan	1994	E	
	621.7	103.2	103.9	103.6	105.4	101.6	104.0	Füglister Fabienne	1992	E	
	619.1	104.4	103.9	104.3	102.3	101.6	102.6	Stocker Dominique	2001	E	
	616.9	104.2	103.0	102.9	104.5	101.2	101.1	Allenbach Lars	2002	E	
	611.7	98.9	101.5	101.5	103.3	102.8	103.7	Senti Anja	1996	E	
	611.1	101.4	102.5	100.4	104.0	101.4	101.4	Marti Nolwenn	1995	E	
	609.3	103.1	100.3	102.9	102.3	100.8	99.9	Mischler Jasmin	1992	E	
	608.8	101.4	97.9	101.9	102.0	103.4	102.2	Krainer Nicola	2002	E	
	608.0	101.0	102.0	100.6	103.4	101.7	99.3	Hornung Sarah	1996	E	
599.2	99.5	99.2	100.3	97.1	100.3	102.8	Gerber Michael	1996	E		
6	613.044	914.3	920.5	921.0	921.7	919.2	920.7	Zürich			
	624.9	103.0	103.7	104.7	104.8	105.1	103.6	Guignard Silvia	1974	S	
	624.7	104.7	103.5	105.4	102.9	103.5	104.7	Huber Caspar	1993	E	
	614.2	103.1	102.9	102.6	102.5	103.1	100.0	Boldi Nina	2001	E	
	613.8	101.7	102.2	102.5	104.1	99.7	103.6	Gutzmer Maya	2002	E	
	612.2	100.1	102.6	104.3	101.3	102.0	101.9	Martz Stephan	1984	E	
	611.7	102.2	100.6	102.0	102.7	102.2	102.0	Baumgartner Joëlle	1994	E	
	610.4	101.9	100.9	102.0	103.7	100.4	101.5	Shajinbat Erdembileg	1968	S	
	608.5	99.2	102.0	102.7	99.8	102.5	102.3	Hoche Thomas	1977	S	
	597.0	98.4	102.1	94.8	99.9	100.7	101.1	Hofmann Markus	1974	S	
7	612.817	604.0	614.4	613.6	616.4	614.2	614.3	Graubünden			
	622.9	104.2	104.5	104.7	103.3	102.1	104.1	Färber Lars	1984	E	
	622.4	104.7	103.6	104.9	104.0	102.0	103.2	Tomaschett Annina	2000	E	
	618.1	102.6	103.4	104.4	101.8	102.8	103.1	Tomaschett Elena	1996	E	
	609.2	98.7	102.6	102.1	102.2	103.3	100.3	Lötscher Selina	2001	E	
	604.1	96.3	98.4	100.3	103.1	103.1	102.9	Caluori Enrica	2002	E	
	600.2	97.5	101.9	97.2	102.0	100.9	100.7	Caviezal Norbert	1982	E	
8	611.917	612.1	610.2	618.6	613.7	606.8	610.1	Vaud			
	623.9	102.8	105.2	104.4	103.4	105.9	102.2	Steiner Alicia	1997	E	
	615.2	102.2	102.8	103.2	103.6	101.8	101.6	Bron Déborah	1998	E	
	613.2	100.4	102.9	102.1	102.5	101.5	103.8	Solomon Luna	1994	E	
	610.1	102.7	99.5	103.5	102.7	102.5	99.2	Scuderi Giulia	2001	E	
	607.8	102.0	100.0	103.4	100.7	99.0	102.7	Bailly-Sallins Mélody	1997	E	
	601.3	102.0	99.8	102.0	100.8	96.1	100.6	Yovari Mahdi	1997	E	

Rang	Durchschnitt	Passentotale						Verband			
	Einzelresultate / Passen							Schützen			
9	610.700	406.5	404.4	409.7	407.4	406.4	408.4	Glarus			
	617.8	103.5	102.5	104.6	103.8	101.0	102.4	Landolt Tim	1997	E	
	610.9	101.9	100.5	101.7	102.1	102.5	102.2	Landolt Gina	1993	E	
	607.7	100.0	102.6	102.2	99.9	101.2	101.8	Lendi Silvan	2003	U21	
	606.4	101.1	98.8	101.2	101.6	101.7	102.0	Armati Mischa	1988	E	
10	607.525	402.4	404.3	407.5	404.0	405.7	406.2	Linth			
	625.8	103.1	105.5	104.3	103.6	105.2	104.1	Szabo Marta	2002	E	
	607.4	97.5	101.9	99.9	104.1	102.7	101.3	Schnellmann Sonja	2004	U21	
	599.1	101.6	99.0	100.8	97.2	99.9	100.6	Mächler Remo	1999	E	
	597.8	100.2	97.9	102.5	99.1	97.9	100.2	Mächler Rolf	1970	S	
11	604.300	702.6	701.3	710.4	704.7	711.8	699.3	Aargau			
	614.8	101.5	100.7	103.2	103.1	102.6	103.7	Rossi Andrea	1991	E	
	612.6	103.5	100.6	101.1	101.1	105.1	101.2	Koch Selina	2000	E	
	609.6	100.8	101.6	100.6	102.5	102.0	102.1	Frossard Darunee	1995	E	
	604.6	98.8	100.8	102.2	100.4	101.7	100.7	Bendig Nicola	1996	E	
	602.6	97.0	99.4	103.3	100.1	103.5	99.3	Zoller Geri	2001	E	
	596.5	100.7	100.0	99.4	99.6	99.0	97.8	Vontobel Mikael	1977	S	
	589.4	100.3	98.2	100.6	97.9	97.9	94.5	Stöckli Matthias	1987	E	
12	600.975	394.7	399.9	403.5	401.7	403.0	401.1	Genève			
	623.6	103.6	103.4	103.9	104.3	104.6	103.8	Kocher Jennifer	2002	E	
	601.6	98.1	99.4	103.3	100.5	101.6	98.7	Hauri Melody	1998	E	
	600.9	97.8	99.4	100.9	100.4	101.1	101.3	Ungarelli Sabrina	2001	E	
	577.8	95.2	97.7	95.4	96.5	95.7	97.3	Schwager Nicolas	1965	S	
13	597.850	597.3	600.4	593.2	601.0	601.5	593.7	Wallis			
	607.2	103.0	101.2	99.6	100.1	101.0	102.3	Güntert Marc	1987	E	
	603.4	101.7	101.2	99.3	101.1	101.5	98.6	Lovey Johnny	1998	E	
	601.5	99.8	102.2	99.2	99.7	100.0	100.6	Martinal Michaël	1991	E	
	593.1	95.3	99.7	99.6	99.6	99.6	99.3	Voutaz Inès	2002	E	
	591.2	98.4	97.7	97.7	99.6	101.3	96.5	Brunner Cyril	2000	E	
	590.7	99.1	98.4	97.8	100.9	98.1	96.4	Dayer Diane	1985	E	
14	595.783	592.7	595.9	593.5	592.4	604.4	595.8	Jura			
	624.0	104.4	103.6	106.3	103.2	102.1	104.4	Gogniat Audrey	2002	E	
	612.0	100.9	103.4	100.1	102.0	102.8	102.8	Frund Robin	1996	E	
	590.1	98.0	98.5	96.1	99.6	99.9	98.0	Mercier Bastien	1981	E	
	584.3	98.5	93.4	96.9	98.4	100.5	96.6	Daguet Clément	1982	E	
	582.2	95.0	97.3	97.7	96.5	100.0	95.7	Nobs Gauthier	2000	E	
	582.1	95.9	99.7	96.4	92.7	99.1	98.3	Criblez Dave	1997	E	

Rang	Durchschnitt	Passentotale						Verband			
	Einzelresultate / Passen							Schützen			
15	591.175	394.1	395.3	393.8	390.1	404.0	387.4	Neuchâtel			
	600.4	99.1	100.2	100.0	99.3	102.4	99.4	Troubilo Emil	1968	S	
	596.7	100.7	98.5	99.3	100.2	99.3	98.7	Häusermann Marc	1997	E	
	585.9	99.3	101.6	94.6	96.0	100.7	93.7	Mast Patrick	1984	E	
	581.7	95.0	95.0	99.9	94.6	101.6	95.6	Erard Arnaud	1989	E	
16	590.960	492.3	487.9	494.9	498.5	492.1	489.1	Basel			
	609.9	101.7	101.6	101.0	105.1	98.4	102.1	Degen Michelle	2005	U19	
	604.9	100.8	98.6	101.9	102.6	101.5	99.5	Pfistner Anja	2000	E	
	597.2	101.6	97.8	98.9	98.7	100.7	99.5	Bieli Reto	1974	S	
	575.5	95.5	95.7	95.6	97.3	95.8	95.6	Itin Roger	1968	S	
	567.3	92.7	94.2	97.5	94.8	95.7	92.4	Degen Jürg	1974	S	
17	579.050	380.0	382.2	385.0	393.5	388.8	386.7	Schaffhausen			
	595.0	100.6	98.9	98.8	101.6	98.3	96.8	Schnetzler Roger	1976	S	
	589.1	97.2	96.0	97.0	98.8	101.2	98.9	Freimüller Ernst	1964	S	
	583.9	96.2	100.7	96.0	97.5	97.1	96.4	Frey Ralph	1981	E	
	548.2	86.0	86.6	93.2	95.6	92.2	94.6	Brühlmann Markus	1970	S	

26.02.2023

Schweizer Verbandsmatch 2023

10m Gewehr in Bern

Einzelrangliste Elite

Rang	Schütze	Jahrgang	Passen						Resultat	Verband	Wohnort
1	Lochbihler Jan	1992	105.3	105.3	105.9	105.8	105.4	105.0	632.7	Solothurn	Winden
2	Häusler Nicole	1979	103.6	105.2	105.2	104.4	105.9	106.7	631.0	Einzel	RS Pfaffnau
3	Wyrsh Fabio	1998	105.9	103.5	105.0	104.9	104.0	104.8	628.1	Zentralschweiz	Schattdorf
4	Schläpfer Barbara	1993	104.7	103.6	103.7	105.0	106.1	104.1	627.2	Ostschweiz	Gais
5	Blum Jasmin	2000	103.7	105.1	104.2	105.5	103.4	104.6	626.5	Solothurn	Lengnau
6	Beyeler Irene	1985	103.2	104.2	104.9	104.9	104.4	104.6	626.2	Fribourg	Schwarzenburg
7	Mathis Marina	1986	103.8	104.4	103.8	105.2	104.9	104.1	626.2	Zentralschweiz	Ennetmoos
8	Szabo Marta	2002	103.1	105.5	104.3	103.6	105.2	104.1	625.8	Linth	Langnau am Albis
9	Beyeler Simon	1982	101.2	104.2	104.8	105.0	104.3	105.6	625.1	Fribourg	Schwarzenburg
10	Guignard Silvia	1974	103.0	103.7	104.7	104.8	105.1	103.6	624.9	Zürich	Zürich
11	Huber Caspar	1993	104.7	103.5	105.4	102.9	103.5	104.7	624.7	Zürich	Uetikon am See
12	Lüscher Manuel	1997	103.6	104.0	104.7	104.9	104.2	103.3	624.7	Zentralschweiz	Ennetbürgen
13	Hofstetter Vanessa	1995	105.6	103.2	105.6	102.8	105.7	101.7	624.6	Bern	Gurbrü
14	Hollenweger Jan	1994	105.2	103.4	103.2	104.1	105.0	103.4	624.3	Bern	Belp
15	Gogniat Audrey	2002	104.4	103.6	106.3	103.2	102.1	104.4	624.0	Jura	Le Noirmont
16	Steiner Alicia	1997	102.8	105.2	104.4	103.4	105.9	102.2	623.9	Vaud	Nyon
17	D'halluin Michael	1990	102.5	103.1	104.0	105.1	104.1	105.0	623.8	Fribourg	Ingersheim
18	Kocher Jennifer	2002	103.6	103.4	103.9	104.3	104.6	103.8	623.6	Genève	Genève
19	Lustenberger Petra	1990	103.5	104.6	105.5	104.8	102.8	102.4	623.6	Zentralschweiz	Rothenburg
20	Kübler Nadja	1995	103.7	104.3	104.4	104.6	103.9	102.4	623.3	Ostschweiz	Gerlikon
21	Färber Lars	1984	104.2	104.5	104.7	103.3	102.1	104.1	622.9	Graubünden	Felsberg
22	Strässle Myriam	1989	103.2	103.5	103.0	104.7	103.5	104.9	622.8	Ostschweiz	Mörschwil
23	Tomaschett Annina	2000	104.7	103.6	104.9	104.0	102.0	103.2	622.4	Graubünden	Trun
24	Poffet Marco	1986	102.4	102.7	104.8	104.5	104.1	103.8	622.3	Fribourg	Fribourg
25	Füglister Fabienne	1992	103.2	103.9	103.6	105.4	101.6	104.0	621.7	Bern	Aeschi SO
26	Dufaux Gilles	1994	104.1	103.7	104.2	104.3	104.0	100.8	621.1	Fribourg	Granges-Paccot
27	Stocker Dominique	2001	104.4	103.9	104.3	102.3	101.6	102.6	619.1	Bern	Beromünster
28	Alther Christian	1997	103.7	101.9	101.7	104.3	104.7	102.7	619.0	Ostschweiz	Grub
29	Frei Janine	1999	101.1	104.6	102.2	104.3	102.4	104.0	618.6	Solothurn	Pfaffnau
30	Tomaschett Elena	1996	102.6	103.4	104.4	101.8	102.8	103.1	618.1	Graubünden	Rabius
31	Zihlmann Jean-Claude	1984	104.2	102.5	103.1	102.9	102.2	103.1	618.0	Zentralschweiz	Neuenkirch
32	Lustenberger Patrik	1992	101.8	102.7	103.3	102.3	106.1	101.7	617.9	Zentralschweiz	Rain
33	Landolt Tim	1997	103.5	102.5	104.6	103.8	101.0	102.4	617.8	Glarus	Näfels
34	Delley Claude-Alain	1990	103.3	101.8	103.1	103.4	103.9	102.0	617.5	Fribourg	Aesch
35	Köppel Michael	1996	104.1	104.6	102.9	101.4	102.4	102.0	617.4	Ostschweiz	Bad Ragaz
36	Allenbach Lars	2002	104.2	103.0	102.9	104.5	101.2	101.1	616.9	Bern	Seedorf
37	Vanoni Larissa	1999	102.1	102.6	104.0	102.2	103.1	102.2	616.2	Ostschweiz	Balzers
38	Bachmann Pascal	1996	102.2	101.3	104.8	101.6	102.5	103.3	615.7	Ostschweiz	Wila
39	Zellweger Simon	1999	103.3	102.6	103.2	103.3	101.7	101.6	615.7	Solothurn	Hägendorf
40	Sturny Kim	2001	104.1	102.6	102.1	101.0	103.2	102.5	615.5	Fribourg	Tafers
41	Zihlmann Patrick	1987	102.8	104.3	102.4	101.8	103.1	100.9	615.3	Ostschweiz	Zihlschlacht
42	Gabriel David	2002	103.0	102.0	102.2	103.7	102.0	102.3	615.2	Einzel	FR Attalens
43	Bron Déborah	1998	102.2	102.8	103.2	103.6	101.8	101.6	615.2	Vaud	La Croix (Lutry)
44	Rossi Andrea	1991	101.5	100.7	103.2	103.1	102.6	103.7	614.8	Aargau	Eppenberg-Wöschnau
45	Bertschi Michèle	2000	103.4	101.7	101.3	103.5	101.8	102.5	614.2	Solothurn	Bubendorf
46	Boldi Nina	2001	103.1	102.9	102.6	102.5	103.1	100.0	614.2	Zürich	Bellach

Rang	Schütze	Jahrgang	Passen						Resultat	Verband	Wohnort
47	Gutzmer Maya	2002	101.7	102.2	102.5	104.1	99.7	103.6	613.8	Zürich	Wallisellen
48	Kaiser Martina	1996	102.1	100.4	104.0	101.9	102.7	102.2	613.3	Ostschweiz	Buchs
49	Solomon Luna	1994	100.4	102.9	102.1	102.5	101.5	103.8	613.2	Vaud	Prilly
50	Jeger Sina	1994	99.7	101.5	101.5	104.9	103.2	101.9	612.7	Solothurn	Nunningen
51	Koch Selina	2000	103.5	100.6	101.1	101.1	105.1	101.2	612.6	Aargau	Seon
52	Martz Stephan	1984	100.1	102.6	104.3	101.3	102.0	101.9	612.2	Zürich	Oetwil
53	Frund Robin	1996	100.9	103.4	100.1	102.0	102.8	102.8	612.0	Jura	Courfaivre
54	Senti Anja	1996	98.9	101.5	101.5	103.3	102.8	103.7	611.7	Bern	Jens
55	Baumgartner Joëlle	1994	102.2	100.6	102.0	102.7	102.2	102.0	611.7	Zürich	Steinmaur
56	Riedo Sven	1999	104.0	101.5	101.1	99.7	103.2	101.6	611.1	Fribourg	St. Ursen
57	Marti Nolwenn	1995	101.4	102.5	100.4	104.0	101.4	101.4	611.1	Bern	Frutigen
58	Landolt Gina	1993	101.9	100.5	101.7	102.1	102.5	102.2	610.9	Glarus	Näfels
59	Shajinbat Erdembileg	1968	101.9	100.9	102.0	103.7	100.4	101.5	610.4	Zürich	Adliswil
60	Scuderì Giulia	2001	102.7	99.5	103.5	102.7	102.5	99.2	610.1	Vaud	Echallens
61	Degen Michelle	2005	101.7	101.6	101.0	105.1	98.4	102.1	609.9	Basel	Pratteln
62	Frossard Darunee	1995	100.8	101.6	100.6	102.5	102.0	102.1	609.6	Aargau	Wettingen
63	Stadler Nina	2001	101.3	101.8	100.9	102.2	101.5	101.6	609.3	Zentralschweiz	Beckenried
64	Mischler Jasmin	1992	103.1	100.3	102.9	102.3	100.8	99.9	609.3	Bern	Mittelhäusern
65	Lötscher Selina	2001	98.7	102.6	102.1	102.2	103.3	100.3	609.2	Graubünden	Serneus
66	Krainer Nicola	2002	101.4	97.9	101.9	102.0	103.4	102.2	608.8	Bern	Cordast
67	Hoche Thomas	1977	99.2	102.0	102.7	99.8	102.5	102.3	608.5	Zürich	Illnau
68	Fankhauser Dominik	1997	101.1	102.8	99.6	101.3	101.5	102.2	608.5	Einzel	BE Spiegel b.Bern
69	Hornung Sarah	1996	101.0	102.0	100.6	103.4	101.7	99.3	608.0	Bern	Wynigen
70	Bailly-Sallins Méloody	1997	102.0	100.0	103.4	100.7	99.0	102.7	607.8	Vaud	Morbier
71	Lendi Silvan	2003	100.0	102.6	102.2	99.9	101.2	101.8	607.7	Glarus	Kaltbrunn
72	Schnellmann Sonja	2004	97.5	101.9	99.9	104.1	102.7	101.3	607.4	Linth	Wangen SZ
73	Güntert Marc	1987	103.0	101.2	99.6	100.1	101.0	102.3	607.2	Wallis	Miège
74	Armati Mischa	1988	101.1	98.8	101.2	101.6	101.7	102.0	606.4	Glarus	Linthal
75	Maag Simon	2001	101.2	99.0	99.4	102.5	101.8	102.1	606.0	Fribourg	Vuadens
76	Hug Thomas	1981	100.7	98.9	101.9	100.7	102.6	100.5	605.3	Einzel	ZH Zürich
77	Pfistner Anja	2000	100.8	98.6	101.9	102.6	101.5	99.5	604.9	Basel	Liestal
78	Froeber Johannes	2001	102.3	99.7	98.1	101.7	101.4	101.4	604.6	Einzel	BE Täuffelen
79	Bendig Nicola	1996	98.8	100.8	102.2	100.4	101.7	100.7	604.6	Aargau	Neuenhof
80	Caluori Enrica	2002	96.3	98.4	100.3	103.1	103.1	102.9	604.1	Graubünden	Rhâzüns
81	Lovey Johnny	1998	101.7	101.2	99.3	101.1	101.5	98.6	603.4	Wallis	Saxon
82	Zoller Geri	2001	97.0	99.4	103.3	100.1	103.5	99.3	602.6	Aargau	Burg AG
83	Hauri Melody	1998	98.1	99.4	103.3	100.5	101.6	98.7	601.6	Genève	Genève
84	Martinal Michaël	1991	99.8	102.2	99.2	99.7	100.0	100.6	601.5	Wallis	La Fouly
85	Yovari Mahdi	1997	102.0	99.8	102.0	100.8	96.1	100.6	601.3	Vaud	Nyon
86	Ungarelli Sabrina	2001	97.8	99.4	100.9	100.4	101.1	101.3	600.9	Genève	Bellevue
87	Troubilo Emil	1968	99.1	100.2	100.0	99.3	102.4	99.4	600.4	Neuchâtel	La Chaux-de-Fonds
88	Caviezel Norbert	1982	97.5	101.9	97.2	102.0	100.9	100.7	600.2	Graubünden	Chur
89	Gerber Michael	1996	99.5	99.2	100.3	97.1	100.3	102.8	599.2	Bern	Utzenstorf
90	Mächler Remo	1999	101.6	99.0	100.8	97.2	99.9	100.6	599.1	Linth	Siebnen
91	Mächler Rolf	1970	100.2	97.9	102.5	99.1	97.9	100.2	597.8	Linth	Siebnen
92	Bieli Reto	1974	101.6	97.8	98.9	98.7	100.7	99.5	597.2	Basel	Brislach
93	Hofmann Markus	1974	98.4	102.1	94.8	99.9	100.7	101.1	597.0	Zürich	Uster
94	Häusermann Marc	1997	100.7	98.5	99.3	100.2	99.3	98.7	596.7	Neuchâtel	Boudry
95	Vontobel Mikael	1977	100.7	100.0	99.4	99.6	99.0	97.8	596.5	Aargau	Rothrist
96	Schnetzler Roger	1976	100.6	98.9	98.8	101.6	98.3	96.8	595.0	Schaffhausen	Gächlingen
97	Voutaz Inès	2002	95.3	99.7	99.6	99.6	99.6	99.3	593.1	Wallis	Sembrancher
98	Brunner Cyril	2000	98.4	97.7	97.7	99.6	101.3	96.5	591.2	Wallis	Brig
99	Dayer Diane	1985	99.1	98.4	97.8	100.9	98.1	96.4	590.7	Wallis	Hérémece

Rang	Schütze	Jahrgang	Passen						Resultat	Verband	Wohnort
100	Mercier Bastien	1981	98.0	98.5	96.1	99.6	99.9	98.0	590.1	Jura	Le Noirmont
101	Stöckli Matthias	1987	100.3	98.2	100.6	97.9	97.9	94.5	589.4	Aargau	Mettmenstetten
102	Freimüller Ernst	1964	97.2	96.0	97.0	98.8	101.2	98.9	589.1	Schaffhausen	Humlikon
103	Mast Patrick	1984	99.3	101.6	94.6	96.0	100.7	93.7	585.9	Neuchâtel	Villiers
104	Daguet Clément	1982	98.5	93.4	96.9	98.4	100.5	96.6	584.3	Jura	Pfetterhouse
105	Frey Ralph	1981	96.2	100.7	96.0	97.5	97.1	96.4	583.9	Schaffhausen	Zürich
106	Nobs Gauthier	2000	95.0	97.3	97.7	96.5	100.0	95.7	582.2	Jura	Porrentruy
107	Criblez Dave	1997	95.9	99.7	96.4	92.7	99.1	98.3	582.1	Jura	Saicourt
108	Erard Arnaud	1989	95.0	95.0	99.9	94.6	101.6	95.6	581.7	Neuchâtel	Le Cerneux-Péquignot
109	Schwager Nicolas	1965	95.2	97.7	95.4	96.5	95.7	97.3	577.8	Genève	Satigny
110	Itin Roger	1968	95.5	95.7	95.6	97.3	95.8	95.6	575.5	Basel	Thürnen
111	Feusi Marcel	1972	96.3	97.4	94.6	95.1	92.7	97.5	573.6	Einzel	GL Mollis
112	Degen Jürg	1974	92.7	94.2	97.5	94.8	95.7	92.4	567.3	Basel	Pratteln
113	Brühlmann Markus	1970	86.0	86.6	93.2	95.6	92.2	94.6	548.2	Schaffhausen	Uhwiesen

26.02.2023

WINFIRE



Schweizer Schiesssportverband
Fédération sportive suisse de tir
Federazione sportiva svizzera di tiro
Federaziun svizra dal sport da tir

Lidostrasse 6
CH-6006 Luzern
+41 41 418 00 10
info@swissshooting.ch



www.swissshooting.ch

36. Final

**Schweizer Verbandsmatch Gewehr 10m
Junioren**

36° Finale

**Match inter-fédérations carabine 10m
Juniors**

36° Finale

**Match interfederativo fucile 10m
Juniore**

2023

Rangliste - Classement - Classifica

Mehrzweckhalle des Waffenplatzes Bern, 26. Februar 2023



Your aim is our target



Partner & Ausrüster

Offizielle Partner

Helsana

Versicherungen
www.helsana.ch



Munition
www.swisspdefence.com



Schweizer Armee
www.armee.ch

SIUS

Trefferanzeigesysteme
www.sius.ch



Your aim is our target
Trefferanzeigesysteme
www.polytronic.ch

Offizielle Ausrüster



Munition
www.rws-munition.de

KROMER
Shooting

Druckerei,
Schiess-Scheiben
www.kromerprint.ch



Sportgewehre
www.bleiker.ch

die Mobiliar

Versicherungen
www.mobiliar.ch



Schiessbrillen
www.gerwer.ch



Sportbekleidung
www.erima.ch



Schiessbekleidung
www.truttmann.ch



Hörschutzberatung
www.hoerschutzberatung.ch



Druckerei
www.merkurdruck.ch

champion

Schiessbrillen
www.champion-brillen.ch



Stickereien, Textildruck
und Werbeartikel
www.alltex.ch



Munition
www.norma.cc



Auszeichnungen und
Uniform-Accessoires
www.a-bender.de



Offizieller
Mobilitätspartner
www.ford.ch



Bewegungssensoren
www.schiesstrainer.ch



Sportwaffen
www.gruenel.ch



Luftpistolen
www.morini.ch

mobilezone

Telekommunikation und
Zubehör
www.mobilezone.ch

Gönner und Donatoren



Gönnervereinigung
www.schuetzen-goenner.ch



100er Club
www.schuetzen-goenner.ch

Schweizer Verbandsmatch 2023

10m Gewehr in Bern

Verbandsmatch Junioren

Rang	Durchschnitt	Passentotale						Verband			
	Einzelresultate / Passen							Schützen			
1	615.063	814.6	816.7	827.8	822.9	815.8	822.7	Solothurn			
	629.2	105.6	103.9	105.2	104.6	103.7	106.2	Jäggi Vivien	2006	U19	
	627.1	104.0	105.2	105.3	104.8	103.7	104.1	Donatiello Larissa	2005	U19	
	621.8	103.6	104.4	101.9	104.2	103.5	104.2	Jäggi Emely	2008	U17	
	617.7	101.4	101.2	104.3	104.0	103.2	103.6	Tela Alexia	2006	U19	
	615.2	102.3	101.1	105.5	103.5	100.6	102.2	Gyger Gina	2004	U21	
	609.3	103.0	100.9	102.3	101.0	100.4	101.7	Gyger Emely	2007	U17	
	608.7	96.7	101.6	102.2	102.0	102.7	103.5	Eggli Nina	2003	U21	
591.5	98.0	98.4	101.1	98.8	98.0	97.2	Romancuk Luena	2008	U17		
2	606.300	907.1	912.7	908.7	912.0	903.8	912.4	Zentralschweiz			
	621.5	103.5	103.5	103.0	103.8	104.2	103.5	Arnold Sandra	2004	U21	
	621.1	104.0	104.1	103.0	104.2	102.9	102.9	Zurfluh Leonie	2003	U21	
	614.1	102.8	102.5	102.1	101.1	102.4	103.2	May Stella	2004	U21	
	612.0	102.4	100.9	102.6	103.8	101.0	101.3	Fischer Marion	2004	U21	
	608.7	99.4	102.0	102.6	102.3	100.7	101.7	Stadler Silas	2003	U21	
	598.2	97.0	99.5	99.9	98.6	100.6	102.6	Graf Jolanda	2005	U19	
	596.9	100.4	98.4	100.7	101.3	96.9	99.2	Baumgartner Chiara	2006	U19	
596.6	98.9	101.3	97.6	100.4	99.8	98.6	Wicki Andrea	2005	U19		
587.6	98.7	100.5	97.2	96.5	95.3	99.4	Zurkirch Alena	2005	U19		
3	600.380	503.9	499.3	499.6	501.1	500.0	498.0	Graubünden			
	617.7	104.3	103.7	102.0	102.8	101.9	103.0	Herrli Martina	2005	U19	
	613.8	102.1	100.6	102.2	103.8	102.6	102.5	Beer Alicia	2008	U17	
	598.4	101.5	99.2	100.9	99.7	97.7	99.4	Weishaupt Chiara	2004	U21	
	587.9	97.8	100.1	97.4	98.7	99.2	94.7	Schmid Lea	2006	U19	
584.1	98.2	95.7	97.1	96.1	98.6	98.4	Riedi Rico	2003	U21		
4	598.645	1081.4	1098.4	1097.3	1096.8	1109.9	1101.3	Fribourg			
	620.7	103.3	103.2	103.4	104.4	102.0	104.4	Goy Audrey	2003	U21	
	613.2	103.0	101.8	102.9	101.7	102.4	101.4	Sturny Lea	2005	U19	
	613.1	101.5	100.5	102.8	101.9	105.1	101.3	Thürler Valentine	2005	U19	
	605.6	100.0	102.1	101.5	101.1	100.4	100.5	Delessert Aurore	2004	U21	
	603.4	100.5	98.7	101.6	101.7	100.3	100.6	Chaperon Noémie	2004	U21	
	601.2	99.1	101.9	98.4	101.7	103.1	97.0	Baeriswyl Yanik	2003	U21	
	600.3	100.0	99.1	99.3	101.0	101.4	99.5	Zbinden Enya	2005	U19	
	593.9	97.2	99.2	97.7	98.3	100.2	101.3	Thürler Natacha	2003	U21	
	582.1	93.1	96.6	97.7	97.8	99.1	97.8	Guerry Pierre	2003	U21	
	580.8	92.8	98.1	97.8	94.7	98.2	99.2	Sturny Tina	2003	U21	
570.8	90.9	97.2	94.2	92.5	97.7	98.3	Aebischer Mateo	2004	U21		

Rang	Durchschnitt	Passentotale						Verband		
		Einzelresultate / Passen						Schützen		
5	597.622	894.1	893.3	898.7	899.4	899.1	894.0	Zürich		
	622.7	102.9	104.1	103.2	104.9	103.9	103.7	Barreira Noelia	2003	U21
	617.1	103.6	103.3	102.4	102.7	103.1	102.0	Tishchenko Polina	2007	U17
	605.5	100.3	100.6	101.1	101.2	101.1	101.2	Kunz Lina	2007	U17
	594.4	99.2	98.2	102.1	98.4	99.0	97.5	Rouiller Manuel	2004	U21
	593.9	97.8	96.9	100.6	102.4	99.0	97.2	Jenal Fadrina	2007	U17
	593.0	97.8	98.1	99.3	101.9	99.3	96.6	Jaboulet Malo	2004	U21
	592.7	100.2	98.0	99.5	97.0	98.4	99.6	Schenker Rahel	2006	U19
	581.7	94.8	102.1	94.8	96.2	94.9	98.9	Sandhofer Larissa	2006	U19
577.6	97.5	92.0	95.7	94.7	100.4	97.3	Vester Laura	2003	U21	
6	596.580	495.3	497.0	489.2	502.7	500.1	498.6	Linth		
	609.7	102.1	101.8	99.8	101.9	102.4	101.7	Leicht Maya	2007	U17
	603.6	102.8	100.4	101.6	99.8	99.8	99.2	Zürcher Nicole	2003	U21
	603.5	101.5	100.1	96.4	102.2	100.8	102.5	Müller Nico	2003	U21
	598.5	98.2	100.2	98.5	102.9	100.0	98.7	Zürcher Daniel	2005	U19
567.6	90.7	94.5	92.9	95.9	97.1	96.5	Ammann Lauriane	2007	U17	
7	591.811	894.7	887.3	893.4	886.3	881.7	882.9	Bern		
	610.0	98.5	102.7	103.9	101.1	102.6	101.2	Flückiger Leanne	2004	U21
	605.7	99.5	102.7	102.2	101.9	100.7	98.7	Schmid Alina	2006	U19
	605.6	101.2	101.9	99.4	99.5	100.7	102.9	Fröber Hermine	2003	U21
	599.6	102.4	99.0	101.3	97.1	101.0	98.8	Kämpf Salome	2003	U21
	593.2	100.3	98.9	100.5	98.6	97.4	97.5	Verdun Cédric Severin	2005	U19
	589.0	100.1	98.2	95.9	96.2	98.6	100.0	Gutmann Gian	2006	U19
	579.9	98.6	95.4	97.3	98.2	93.0	97.4	Grossglauser Ivan	2006	U19
	575.0	99.2	93.0	95.9	97.7	94.4	94.8	Kämpf Ayko	2005	U19
568.3	94.9	95.5	97.0	96.0	93.3	91.6	Vaucher Alexandra	2010	U17	
8	590.175	1179.6	1184.4	1181.5	1173.3	1177.0	1186.3	Ostschweiz		
	619.0	102.8	103.5	104.8	104.2	102.6	101.1	Wettstein Oliver	2003	U21
	610.4	99.8	100.1	101.9	103.9	102.4	102.3	Rügge Lea	2004	U21
	607.0	102.6	102.1	102.6	100.3	99.1	100.3	Fässler Anouk	2006	U19
	596.5	98.7	99.4	101.9	96.4	98.5	101.6	Steiner Jonathan	2004	U21
	589.7	96.2	99.0	98.0	99.8	98.0	98.7	Mosch Jenny	2006	U19
	586.6	99.8	94.3	96.1	99.2	97.9	99.3	Blattner Ronja	2004	U21
	585.7	97.9	100.0	93.8	96.1	98.3	99.6	Bartholet Timon	2004	U21
	584.4	100.5	100.9	99.2	92.9	94.8	96.1	Lüthi Vera	2008	U17
	583.5	97.1	96.1	97.5	99.1	97.0	96.7	Werner Soerell	2008	U17
	574.6	96.7	97.2	96.8	88.3	98.5	97.1	Bösch Aileen	2003	U21
	573.1	94.0	93.1	96.4	97.1	97.5	95.0	Geisser Roman	2006	U19
	571.6	93.5	98.7	92.5	96.0	92.4	98.5	Bösch Joana	2006	U19

Rang	Durchschnitt	Passentotale						Verband			
	Einzelresultate / Passen							Schützen			
9	588.843	685.5	685.3	679.6	691.3	694.7	685.5	Wallis			
	610.7	101.0	103.2	100.1	101.2	103.6	101.6	Sailen Dorian	2007	U17	
	591.5	100.8	98.4	98.3	97.9	97.4	98.7	Weissbrodt Isabel	2008	U17	
	590.9	97.6	94.5	101.0	103.1	96.5	98.2	Sailen Mélyne	2010	U17	
	589.5	96.9	100.4	97.9	97.8	99.7	96.8	Kolloeffel Gwendolyn	2006	U19	
	584.1	97.3	99.2	92.2	102.0	100.1	93.3	Schers Coralie	2007	U17	
	583.3	98.6	95.6	96.0	96.2	98.2	98.7	Kalbermatten Quirin	2007	U17	
	571.9	93.3	94.0	94.1	93.1	99.2	98.2	Willisch Nicola	2004	U21	
10	581.850	789.9	762.8	778.6	777.0	775.7	770.8	Aargau			
	605.0	101.6	100.1	101.2	100.3	101.9	99.9	Kitanovic Fiona	2006	U19	
	600.7	100.1	99.3	99.6	101.3	101.7	98.7	Müller Joël	2005	U19	
	599.7	100.7	97.0	101.7	101.8	98.6	99.9	Staudacher Nina	2006	U19	
	593.7	98.8	99.7	101.1	96.0	101.1	97.0	Filiatre Naomi	2005	U19	
	578.0	95.5	93.1	97.0	97.4	97.5	97.5	Sahni Sukrit	2005	U19	
	573.4	99.4	96.7	95.5	96.0	94.5	91.3	Todorovic Lazar	2007	U17	
	558.6	98.1	89.6	91.2	93.4	92.7	93.6	Anburajan Anupama Anne	2005	U19	
545.7	95.7	87.3	91.3	90.8	87.7	92.9	Alexander Shruthi	2008	U17		
11	574.820	481.6	482.6	473.6	480.5	485.7	470.1	Vaud			
	593.4	98.5	98.9	98.3	99.9	97.7	100.1	Planche Quentin	2005	U19	
	575.0	94.4	98.0	97.3	91.1	99.7	94.5	De Goumoens Maude	2006	U19	
	572.2	93.5	97.3	97.2	98.9	94.3	91.0	Plawczyk Marie	2007	U17	
	569.4	96.3	93.8	92.3	95.3	96.7	95.0	Buchet Sandra	2008	U17	
	564.1	98.9	94.6	88.5	95.3	97.3	89.5	Buchet Coralie	2005	U19	
12	556.875	367.9	372.9	371.3	377.2	372.0	366.2	Glarus			
	603.0	98.8	99.8	99.6	102.3	101.6	100.9	Wickihalder Lio	2007	U17	
	586.9	94.6	97.7	96.7	98.7	101.1	98.1	Jöhl Corinne	2009	U17	
	580.0	98.5	92.8	99.3	99.8	94.7	94.9	Fäh Fadri	2006	U19	
	457.6	76.0	82.6	75.7	76.4	74.6	72.3	Keller Norina	2010	U17	

26.02.2023

Schweizer Verbandsmatch 2023

10m Gewehr in Bern

Einzelrangliste Junioren U21

Rang	Schütze	Jahrgang	Passen						Resultat	Verband	Wohnort
1	Barreira Noelia	2003	102.9	104.1	103.2	104.9	103.9	103.7	622.7	Zürich	Uster
2	Arnold Sandra	2004	103.5	103.5	103.0	103.8	104.2	103.5	621.5	Zentralschweiz	Schattdorf
3	Zurfluh Leonie	2003	104.0	104.1	103.0	104.2	102.9	102.9	621.1	Zentralschweiz	Seedorf
4	Goy Audrey	2003	103.3	103.2	103.4	104.4	102.0	104.4	620.7	Fribourg	Ballens
5	Wettstein Oliver	2003	102.8	103.5	104.8	104.2	102.6	101.1	619.0	Ostschweiz	Weiningen
6	Gyger Gina	2004	102.3	101.1	105.5	103.5	100.6	102.2	615.2	Solothurn	Oensingen
7	May Stella	2004	102.8	102.5	102.1	101.1	102.4	103.2	614.1	Zentralschweiz	Beckenried
8	Fischer Marion	2004	102.4	100.9	102.6	103.8	101.0	101.3	612.0	Zentralschweiz	Oberdorf NW
9	Rügge Lea	2004	99.8	100.1	101.9	103.9	102.4	102.3	610.4	Ostschweiz	Wil SG
10	Flückiger Leanne	2004	98.5	102.7	103.9	101.1	102.6	101.2	610.0	Bern	Grossaffoltern
11	Eggli Nina	2003	96.7	101.6	102.2	102.0	102.7	103.5	608.7	Solothurn	Lüsslingen
12	Stadler Silas	2003	99.4	102.0	102.6	102.3	100.7	101.7	608.7	Zentralschweiz	Schattdorf
13	Fröber Hermine	2003	101.2	101.9	99.4	99.5	100.7	102.9	605.6	Bern	Täuffelen
14	Delessert Aurore	2004	100.0	102.1	101.5	101.1	100.4	100.5	605.6	Fribourg	Vallon
15	Zürcher Nicole	2003	102.8	100.4	101.6	99.8	99.8	99.2	603.6	Linth	Einsiedeln
16	Müller Nico	2003	101.5	100.1	96.4	102.2	100.8	102.5	603.5	Linth	Galgenen
17	Chaperon Noémie	2004	100.5	98.7	101.6	101.7	100.3	100.6	603.4	Fribourg	Châtel-St-Denis
18	Chenikov Alexandr Sacha	2003	100.9	100.0	100.6	100.4	102.1	98.2	602.2	Einzel	NE Corcelles NE
19	Baeriswyl Yanik	2003	99.1	101.9	98.4	101.7	103.1	97.0	601.2	Fribourg	St. Ursen
20	Kämpf Salome	2003	102.4	99.0	101.3	97.1	101.0	98.8	599.6	Bern	Schwanden Sigrisw
21	Weishaupt Chiara	2004	101.5	99.2	100.9	99.7	97.7	99.4	598.4	Graubünden	Degen
22	Steiner Jonathan	2004	98.7	99.4	101.9	96.4	98.5	101.6	596.5	Ostschweiz	Hoffeld
23	Rouiller Manuel	2004	99.2	98.2	102.1	98.4	99.0	97.5	594.4	Zürich	Henggart
24	Thürler Natacha	2003	97.2	99.2	97.7	98.3	100.2	101.3	593.9	Fribourg	Porsel
25	Jaboulet Malo	2004	97.8	98.1	99.3	101.9	99.3	96.6	593.0	Zürich	Zürich
26	Blättner Ronja	2004	99.8	94.3	96.1	99.2	97.9	99.3	586.6	Ostschweiz	Wolfhalden
27	Bartholet Timon	2004	97.9	100.0	93.8	96.1	98.3	99.6	585.7	Ostschweiz	Gams
28	Riedi Rico	2003	98.2	95.7	97.1	96.1	98.6	98.4	584.1	Graubünden	Jenaz
29	Guerry Pierre	2003	93.1	96.6	97.7	97.8	99.1	97.8	582.1	Fribourg	St-Aubin
30	Sturny Tina	2003	92.8	98.1	97.8	94.7	98.2	99.2	580.8	Fribourg	Tafers
31	Vester Laura	2003	97.5	92.0	95.7	94.7	100.4	97.3	577.6	Zürich	Hochfelden
32	Bösch Aileen	2003	96.7	97.2	96.8	88.3	98.5	97.1	574.6	Ostschweiz	Schwellbrunn
33	Willisch Nicola	2004	93.3	94.0	94.1	93.1	99.2	98.2	571.9	Wallis	Naters
34	Aebischer Mateo	2004	90.9	97.2	94.2	92.5	97.7	98.3	570.8	Fribourg	Pont
35	Grimm Ramona	2003	89.0	91.1	88.3	90.3	95.2	92.1	546.0	Einzel	BE Burgistein
36	Weiss Lionne	2004	95.6	100.2	90.9	36.4			323.1 DNF	Einzel	ZH Bonstetten

Schweizer Verbandsmatch 2023

10m Gewehr in Bern

Einzelrangliste Junioren U19

Rang	Schütze	Jahrgang	Passen				Resultat			Verband	Wohnort
1	Jäggi Vivien	2006	105.6	103.9	105.2	104.6	103.7	106.2	629.2	Solothurn	Niederbuchsiten
2	Donatiello Larissa	2005	104.0	105.2	105.3	104.8	103.7	104.1	627.1	Solothurn	Gretzenbach
3	Tela Alexia	2006	101.4	101.2	104.3	104.0	103.2	103.6	617.7	Solothurn	Pedrinat
4	Herrli Martina	2005	104.3	103.7	102.0	102.8	101.9	103.0	617.7	Graubünden	Davos Dorf
5	Sturny Lea	2005	103.0	101.8	102.9	101.7	102.4	101.4	613.2	Fribourg	Tafers
6	Thürler Valentine	2005	101.5	100.5	102.8	101.9	105.1	101.3	613.1	Fribourg	Porsel
7	Fässler Anouk	2006	102.6	102.1	102.6	100.3	99.1	100.3	607.0	Ostschweiz	Ebnat-Kappel
8	Schmid Alina	2006	99.5	102.7	102.2	101.9	100.7	98.7	605.7	Bern	Heimenschwand
9	Kitanovic Fiona	2006	101.6	100.1	101.2	100.3	101.9	99.9	605.0	Aargau	Wil
10	Müller Joël	2005	100.1	99.3	99.6	101.3	101.7	98.7	600.7	Aargau	Menziken
11	Zbinden Enya	2005	100.0	99.1	99.3	101.0	101.4	99.5	600.3	Fribourg	Heitenried
12	Staudacher Nina	2006	100.7	97.0	101.7	101.8	98.6	99.9	599.7	Aargau	Hottwil
13	Zürcher Daniel	2005	98.2	100.2	98.5	102.9	100.0	98.7	598.5	Linth	Einsiedeln
14	Graf Jolanda	2005	97.0	99.5	99.9	98.6	100.6	102.6	598.2	Zentralschweiz	Wolfenschiessen
15	Baumgartner Chiara	2006	100.4	98.4	100.7	101.3	96.9	99.2	596.9	Zentralschweiz	Beckenried
16	Wicki Andrea	2005	98.9	101.3	97.6	100.4	99.8	98.6	596.6	Zentralschweiz	Gisikon
17	Filiatre Naomi	2005	98.8	99.7	101.1	96.0	101.1	97.0	593.7	Aargau	Wettingen
18	Planche Quentin	2005	98.5	98.9	98.3	99.9	97.7	100.1	593.4	Vaud	Epautheyres
19	Verdun Cédric Severin	2005	100.3	98.9	100.5	98.6	97.4	97.5	593.2	Bern	Niederscherli
20	Schenker Rahel	2006	100.2	98.0	99.5	97.0	98.4	99.6	592.7	Zürich	Glattfelden
21	Kaufmann Finn	2006	99.5	99.1	99.0	99.7	96.6	97.6	591.5	Einzel	SO Gunzgen
22	Grimm Larissa	2005	99.0	94.8	99.1	101.0	97.2	99.2	590.3	Einzel	BE Burgistein
23	Mosch Jenny	2006	96.2	99.0	98.0	99.8	98.0	98.7	589.7	Ostschweiz	Oberriet SG
24	Kolloeffel Gwendolyn	2006	96.9	100.4	97.9	97.8	99.7	96.8	589.5	Wallis	St-Maurice
25	Gutmann Gian	2006	100.1	98.2	95.9	96.2	98.6	100.0	589.0	Bern	Orpund
26	Schmid Lea	2006	97.8	100.1	97.4	98.7	99.2	94.7	587.9	Graubünden	Igis
27	Zurkirch Alena	2005	98.7	100.5	97.2	96.5	95.3	99.4	587.6	Zentralschweiz	Oberdorf NW
28	Sandhofer Larissa	2006	94.8	102.1	94.8	96.2	94.9	98.9	581.7	Zürich	Neerach
29	Fäh Fadri	2006	98.5	92.8	99.3	99.8	94.7	94.9	580.0	Glarus	Amden
30	Grossglauser Ivan	2006	98.6	95.4	97.3	98.2	93.0	97.4	579.9	Bern	Aeschlen ob Gunten
31	Sahni Sukrit	2005	95.5	93.1	97.0	97.4	97.5	97.5	578.0	Aargau	Wettingen
32	Kämpf Ayko	2005	99.2	93.0	95.9	97.7	94.4	94.8	575.0	Bern	Tschingel
33	De Goumoens Maude	2006	94.4	98.0	97.3	91.1	99.7	94.5	575.0	Vaud	Goumoens-la-Ville
34	Geisser Roman	2006	94.0	93.1	96.4	97.1	97.5	95.0	573.1	Ostschweiz	Ebnat-Kappel
35	Bösch Joana	2006	93.5	98.7	92.5	96.0	92.4	98.5	571.6	Ostschweiz	Schwellbrunn
36	Schmidt Fabian	2005	89.1	94.9	97.6	97.8	96.7	94.6	570.7	Einzel	SO Niederbuchsiten
37	Buchet Coralie	2005	98.9	94.6	88.5	95.3	97.3	89.5	564.1	Vaud	Etoy
38	Büsch Leo	2006	91.9	94.2	95.5	94.2	95.3	89.9	561.0	Einzel	LI Einsiedeln
39	Anburajan Anupama Anne	2005	98.1	89.6	91.2	93.4	92.7	93.6	558.6	Aargau	Nussbaumen AG
40	Boos Stefan	2006	90.7	95.2	90.7	93.1	89.2	94.6	553.5	Einzel	BE Liebfeld
41	Keller Jessica	2006	96.1	87.8	90.6	95.4	90.2	79.4	539.5	Einzel	Buchs ZH
42	Kramer Adrian	2006	77.2	86.2	84.6	77.4	87.5	75.5	488.4	Einzel	OS Haag (Rheintal)

Schweizer Verbandsmatch 2023

10m Gewehr in Bern

Einzelrangliste Junioren U17

Rang	Schütze	Jahrgang	Passen							Resultat	Verband	Wohnort
1	Jäggi Emely	2008	103.6	104.4	101.9	104.2	103.5	104.2	621.8	Solothurn	Niederbuchsiten	
2	Tishchenko Polina	2007	103.6	103.3	102.4	102.7	103.1	102.0	617.1	Zürich	Bonstetten	
3	Beer Alicia	2008	102.1	100.6	102.2	103.8	102.6	102.5	613.8	Graubünden	Rueras	
4	Saillen Dorian	2007	101.0	103.2	100.1	101.2	103.6	101.6	610.7	Wallis	Val-d`Illiez	
5	Leicht Maya	2007	102.1	101.8	99.8	101.9	102.4	101.7	609.7	Linth	Wangen SZ	
6	Gyger Emely	2007	103.0	100.9	102.3	101.0	100.4	101.7	609.3	Solothurn	Oensingen	
7	Chenikova Ekaterina Katia	2009	104.8	100.0	99.6	101.0	100.8	100.3	606.5	Einzel	NE Corcelles NE	
8	Kunz Lina	2007	100.3	100.6	101.1	101.2	101.1	101.2	605.5	Zürich	Hinwil	
9	Wickihalder Lio	2007	98.8	99.8	99.6	102.3	101.6	100.9	603.0	Glarus	Mitlödi	
10	Barretta Maéva	2008	97.0	98.0	100.0	100.6	98.9	99.4	593.9	Einzel	JU Saignelégier	
11	Jenal Fadrina	2007	97.8	96.9	100.6	102.4	99.0	97.2	593.9	Zürich	Seegräben	
12	Arnold Silja	2008	97.3	100.5	98.6	100.6	99.6	97.2	593.8	Einzel	ZE Bürglen UR	
13	Weissbrodt Isabel	2008	100.8	98.4	98.3	97.9	97.4	98.7	591.5	Wallis	Steg VS	
14	Romancuk Luena	2008	98.0	98.4	101.1	98.8	98.0	97.2	591.5	Solothurn	Riedholz	
15	Saillen Mélyne	2010	97.6	94.5	101.0	103.1	96.5	98.2	590.9	Wallis	Val-d`Illiez	
16	Lehmann Darius	2007	99.2	98.3	97.8	98.6	98.9	97.2	590.0	Einzel	FR St. Antoni	
17	Wipfli Carlo	2008	102.0	99.7	95.5	97.2	100.5	93.8	588.7	Einzel	ZE Erstfeld	
18	Jöhl Corinne	2009	94.6	97.7	96.7	98.7	101.1	98.1	586.9	Glarus	Bilten	
19	Aebischer Irina	2008	92.3	96.5	99.4	98.2	99.4	98.7	584.5	Einzel	FR Heitenried	
20	Lüthi Vera	2008	100.5	100.9	99.2	92.9	94.8	96.1	584.4	Ostschweiz	Wattwil	
21	Schers Coralie	2007	97.3	99.2	92.2	102.0	100.1	93.3	584.1	Wallis	Praz-de-Fort	
22	Werner Soerell	2008	97.1	96.1	97.5	99.1	97.0	96.7	583.5	Ostschweiz	Heiden	
23	Kalbermatten Quirin	2007	98.6	95.6	96.0	96.2	98.2	98.7	583.3	Wallis	Visp	
24	Moor Julia	2007	96.6	93.9	96.5	100.3	98.4	97.3	583.0	Einzel	SO Aeschi SO	
25	Jenny Nicolas	2008	95.2	95.7	96.0	99.7	97.9	98.2	582.7	Einzel	FR Heitenried	
26	Hugon Nour	2007	94.4	97.2	97.2	99.0	97.8	96.8	582.4	Einzel	NE Fontaines NE	
27	Stampfli Melanie	2008	93.3	97.4	96.5	96.9	96.9	98.0	579.0	Einzel	SO Halten	
28	Todorovic Lazar	2007	99.4	96.7	95.5	96.0	94.5	91.3	573.4	Aargau	Nussbaumen AG	
29	Plawczyk Marie	2007	93.5	97.3	97.2	98.9	94.3	91.0	572.2	Vaud	Château-d`Oex	
30	Buchet Sandra	2008	96.3	93.8	92.3	95.3	96.7	95.0	569.4	Vaud	Etoy	
31	Vaucher Alexandra	2010	94.9	95.5	97.0	96.0	93.3	91.6	568.3	Bern	Rüschegg Heubach	
32	Ammann Lauriane	2007	90.7	94.5	92.9	95.9	97.1	96.5	567.6	Linth	LI Siebnen	
33	Vautherot Jade	2009	93.4	94.4	90.0	94.1	94.4	94.5	560.8	Einzel	NE St-Sulpice NE	
34	Alexander Shruthi	2008	95.7	87.3	91.3	90.8	87.7	92.9	545.7	Aargau	Untersiggenthal	
35	Vaucher Lara	2009	90.9	93.2	84.6	87.2	87.2	88.3	531.4	Einzel	BE Rüschegg Gambach	
36	Godin Leonhart	2007	81.2	85.0	95.4	90.2	83.8	84.1	519.7	Einzel	JU Cornol	
37	Keller Norina	2010	76.0	82.6	75.7	76.4	74.6	72.3	457.6	Glarus	Mollis	

Schweizer Meisterschaften 10m 2023

Gewehr und Pistole 10m

Qualifikation Gewehr Junioren U17

SR = 413.6

Rang	Schütze	Jahrgang	Passen				Resultat	Wohnort
1	Saillen Dorian	2007	101.8	102.3	103.5	103.0	410.6	Val-d`Illiez
2	Gyger Emely	2007	100.4	101.7	102.2	101.0	405.3	Oensingen
3	Beer Alicia	2008	99.1	101.5	100.3	102.8	403.7	Rueras
4	Wipfli Carlo	2008	101.6	101.5	100.0	97.4	400.5	Erstfeld
5	Arnold Silja	2008	98.2	99.5	99.3	101.8	398.8	Bürglen UR
6	Barretta Maéva	2008	100.8	99.3	96.6	100.8	397.5	Saignelégier
7	Staub Kaya	2008	100.2	98.2	99.3	99.8	397.5	Schönenberg TG
8	Schönenberger Zoé	2007	99.3	99.5	100.8	97.2	396.8	Zihlschlacht
9	Wickihalder Lio	2007	94.0	100.5	100.6	101.4	396.5	Mitlödi
10	Jenal Fadrina	2007	97.7	96.8	101.0	99.4	394.9	Seegräben
11	Stampfli Melanie	2008	99.2	100.4	100.1	95.2	394.9	Halten
12	Jenny Nicolas	2008	98.0	99.4	99.8	95.9	393.1	Heitenried
13	Kunz Lina	2007	98.0	98.9	100.7	95.5	393.1	Hinwil
14	Pittet Amélia	2008	97.2	99.1	100.5	96.2	393.0	Le Crêt-p-Semsaies
15	Marciello Chiara	2008	97.7	97.7	98.0	99.5	392.9	Berg TG
16	Fleischli Patrik	2008	97.3	99.5	98.2	97.7	392.7	Schötz
17	Romancuk Luena	2008	101.5	94.2	98.6	97.2	391.5	Riedholz
18	Schers Coralie	2007	95.1	96.3	102.6	96.8	390.8	Praz-de-Fort
19	Moor Julia	2007	94.5	100.4	97.8	98.0	390.7	Aeschi SO
20	Wohlgensinger Haliunaa	2008	95.5	97.7	97.3	99.2	389.7	Ottikon b.Kemptth.
21	Kohler Pascale Joline	2007	97.9	96.2	98.3	97.3	389.7	Brislach
22	Reichen Robert	2007	100.6	95.7	95.1	97.2	388.6	Büren an der Aare
23	Lehmann Darius	2007	98.4	96.9	97.8	95.5	388.6	St. Antoni
24	Lüthi Vera	2008	97.9	99.5	97.5	93.4	388.3	Wattwil
25	Rosenkranz Lars	2008	99.4	94.5	97.6	96.5	388.0	Uster
26	Jenal Gion	2008	96.8	98.0	97.0	95.3	387.1	Aathal-Seegräben
27	Wyss Marie	2008	95.5	98.5	95.2	96.8	386.0	Uster
28	Zehnder Leonie	2008	93.2	98.6	96.1	97.0	384.9	Altendorf
29	Lazzarotto Daria	2007	95.8	97.8	95.4	95.6	384.6	Fischenthal
30	Jaquerod Adrian	2007	95.9	97.1	95.4	95.3	383.7	Ollon
31	Todorovic Lazar	2007	95.6	99.4	94.3	94.4	383.7	Nussbaumen AG
32	Arciresi Eos	2007	95.8	92.6	95.3	99.4	383.1	Olten
33	Ammann Pirmin	2007	93.7	94.2	95.1	98.8	381.8	Oberhelfenschwil
34	Scherrer Kevin	2007	97.1	94.7	94.9	94.1	380.8	Sulgen
35	Staudenmann Anne-Laure	2007	95.1	95.7	94.0	95.3	380.1	Chevroux
36	Aebischer Irina	2008	92.5	93.6	95.7	97.5	379.3	Heitenried
37	Derrer Simon	2007	95.7	92.9	91.9	98.7	379.2	Niederhasli
38	Kalbermatten Quirin	2007	96.0	95.2	92.5	95.0	378.7	Visp
39	Odermatt Marc	2007	94.0	92.0	93.2	97.8	377.0	Schattdorf
40	Würsch Matteo	2008	97.0	95.7	97.4	86.5	376.6	Buochs
41	Guerry Célien	2007	96.0	94.8	96.8	88.6	376.2	St-Aubin
42	Reinhold Miriam	2007	94.8	93.9	93.7	93.7	376.1	Jona
43	Wirz Neville	2008	91.6	92.6	98.0	93.7	375.9	Stansstad
44	Lüthi Lina	2007	94.3	93.5	95.3	92.1	375.2	Hallau
45	Chavallaz Thomas	2007	90.3	94.6	95.4	94.2	374.5	Gletterens
46	Christensen Liv-Kaia	2007	94.1	88.1	96.3	93.9	372.4	Wollerau

Rang	Schütze	Jahrgang	Passen				Resultat	Wohnort
47	Ambauen Lisa	2008	97.7	90.7	90.4	93.6	372.4	Beckenried
48	Müller Noel	2007	86.1	94.6	97.2	93.5	371.4	Goldiwil (Thun)
49	Godel Noé	2007	91.9	95.3	92.4	91.8	371.4	Delley
50	Mächler Joel	2008	92.8	96.1	94.6	87.5	371.0	Siebnen
51	Schnellmann Fynn	2007	90.5	92.7	88.6	98.9	370.7	Seedorf UR
52	Ammann Lauriane	2007	96.7	93.2	93.6	85.7	369.2	Siebnen
53	Schaller Amanda	2008	91.7	90.5	92.3	92.3	366.8	Heitenried
54	Gehri Léa	2008	90.8	94.5	92.3	86.0	363.6	Russy
55	Catillaz Niklas	2007	88.2	85.7	95.6	93.0	362.5	Heitenried
56	Alexander Shruthi	2008	86.2	86.1	95.6	89.9	357.8	Untersiggenthal
57	Beaud Xavier	2007	87.8	89.9	91.0	85.4	354.1	Sorens
58	Scherer Niclas	2008	90.0	85.9	86.2	89.0	351.1	Buttikon SZ
59	Sauterel Elio	2008	85.6	81.4	90.5	91.5	349.0	Oberschrot
60	Petrillo Matteo	2007	88.6	85.5	89.0	79.6	342.7	Locarno

04.03.2023

WINFIRE / Infra Soft AG C/d/i/n/g//F/a/r/m

Schweizer Meisterschaften 10m 2023

Gewehr und Pistole 10m

Qualifikation Gewehr Männer

SR = 631.7

Rang	Schütze	Jahrgang	Passen							Resultat		Wohnort
1	Lochbihler Jan	1992	104.7	103.9	104.5	104.2	104.8	104.6	626.7	QF	Winden	
2	Wyrsch Fabio	1998	104.8	102.5	104.0	103.1	105.9	105.7	626.0	QF	Schattdorf	
3	Hollenweger Jan	1994	103.5	103.4	105.3	104.1	102.2	103.1	621.6	QF	Belp	
4	Greuter Sandro	1993	102.7	102.6	104.2	104.0	104.2	103.7	621.4	QF	Heiligkreuz (Mels)	
5	Dufaux Gilles	1994	103.5	102.9	105.3	102.6	103.2	103.7	621.2	QF	Granges-Paccot	
6	Dürr Christoph	1996	103.8	102.9	104.4	102.9	103.8	102.9	620.7	QF	Gams	
7	Poffet Marco	1986	102.0	103.1	102.9	105.6	102.7	102.9	619.2	QF	Fribourg	
8	Färber Lars	1984	103.4	102.4	102.4	104.1	103.4	103.3	619.0	QF	Felsberg	
9	Lüscher Manuel	1997	103.4	102.2	102.4	103.3	103.3	103.4	618.0		Ennetbürgen	
10	Köppel Michael	1996	102.4	103.9	104.3	102.5	102.8	102.1	618.0		Bad Ragaz	
11	Krainer Nicola	2002	101.8	103.7	102.9	102.9	103.2	103.1	617.6		Cordast	
12	Zellweger Simon	1999	102.6	102.7	102.0	105.2	103.4	101.1	617.0		Hägendorf	
13	Alther Christian	1997	103.2	102.6	101.4	101.8	103.1	104.1	616.2		Grub	
14	Allenbach Lars	2002	101.6	104.3	101.6	102.4	101.5	104.7	616.1		Seedorf	
15	Rossi Andrea	1991	101.8	101.8	102.4	103.6	104.1	102.4	616.1		Eppenberg-Wöschnau	
16	Riedo Sven	1999	103.8	102.3	104.2	103.3	101.4	101.1	616.1		St. Ursen	
17	Bachmann Pascal	1996	102.3	101.9	103.3	101.2	102.5	104.1	615.3		Wila	
18	Martz Stephan	1984	101.8	100.9	102.3	104.1	102.6	101.3	613.0		Oetwil	
19	Maag Simon	2001	100.8	101.3	103.6	104.3	101.7	100.6	612.3		Vuadens	
20	Zoller Geri	2001	100.7	102.4	102.8	103.2	101.7	101.1	611.9		Burg AG	
21	Babic Nicola	1996	100.3	102.2	101.1	102.5	100.9	103.7	610.7		Glattfelden	
22	Indergand Flavio	1999	101.4	101.4	101.5	102.0	100.0	103.0	609.3		Schattdorf	
23	Gabriel David	2002	100.5	100.5	99.0	102.3	104.7	102.3	609.3		Attalens	
24	Schenkel Thomas	1985	100.0	101.0	100.7	101.6	101.8	103.5	608.6		Busswil	
25	Caviezel Norbert	1982	99.7	101.2	98.5	101.9	103.4	102.8	607.5		Chur	
26	Limat Bertrand	1991	101.3	99.4	101.8	103.9	98.8	102.2	607.4		Grolley	
27	Troxler Daniel	1992	100.9	100.2	101.6	103.8	101.3	97.0	604.8		Horn	
28	Müller Beat	1978	99.3	101.0	102.0	100.8	99.8	101.7	604.6		Schalunen	
29	Bösch Urs	1984	100.0	99.5	101.1	102.3	99.3	100.0	602.2		Wallenwil	
30	Bendig Nicola	1996	98.4	102.0	100.2	98.1	102.8	100.6	602.1		Neuenhof	
31	Wolf Chris	2001	99.6	100.1	99.8	100.2	100.3	101.5	601.5		Trun	
32	Fankhauser Dominik	1997	101.3	100.4	99.9	98.2	101.9	99.8	601.5		Spiegel b.Bern	
33	Hunziker Oliver	1998	100.8	96.3	100.8	101.2	102.8	97.9	599.8		Glattbrugg	
34	Meier Max	1999	102.2	100.1	98.9	98.2	102.0	98.2	599.6		Nassenwil	
35	Martinal Michaël	1991	100.7	100.8	100.0	98.3	99.5	99.2	598.5		La Fouly	
36	Harlacher Renato	1981	100.0	97.0	100.0	98.4	101.9	100.2	597.5		Rümlang	
37	Gerber Michael	1996	98.3	100.5	100.6	99.8	100.2	97.9	597.3		Utzenstorf	
38	Schönholzer David	1987	96.8	97.7	102.0	100.7	97.8	101.8	596.8		Flumenthal	
39	Luchessa Aris	2002	100.1	99.1	99.2	100.7	99.5	98.1	596.7		Riazino	
40	Rime Guillaume	1992	98.6	97.7	98.3	101.5	97.3	103.1	596.5		Etagnières	
41	Baumann Stéphane	1987	98.0	99.0	98.9	100.6	98.4	101.0	595.9		Villiers	
42	Hug Thomas	1981	95.2	100.1	99.3	101.2	99.7	99.9	595.4		Zürich	
43	Lovey Johnny	1998	97.0	98.5	100.3	100.0	98.9	100.4	595.1		Saxon	
44	Cotting Julien	2002	98.1	101.3	101.5	95.1	100.1	98.2	594.3		Belfaux	
45	Tomaschett Nicolas	1992	97.7	98.8	97.8	96.2	102.2	99.8	592.5		Rabies	
46	Grünig Michael	1992	98.0	96.9	98.8	100.4	96.2	98.6	588.9		Lamboing	

Rang	Schütze	Jahrgang	Passen							Resultat	Wohnort
47	Rossier François	1987	96.2	93.9	99.4	98.3	97.6	102.3	587.7	Cottens FR	
48	Nigg Lukas	1998	95.9	99.2	99.2	100.3	97.9	94.7	587.2	Maienfeld	
49	Hügli Robin	2001	99.3	98.4	98.6	98.1	94.8	95.6	584.8	Chabrey	
50	Siegenthaler Roger	1995	96.3	92.8	97.9	99.5	95.8	95.4	577.7	Gurmels	
51	Weber Jan	1997	89.5	95.2	100.3	98.1	98.1	96.3	577.5	Belp	
52	Stihl David	1995	94.4	96.0	94.3	96.2	98.7	96.2	575.8	Kirchdorf	
53	Criblez Frédéric	1990	92.7	97.5	94.2	94.4	98.6	97.7	575.1	Saicourt	
54	Tschumper Heiri	1981	94.1	98.7	95.4	91.1	90.5	96.7	566.5	Wattwil	
55	Verdi Michele	1996							0.0	DNS	Gordola

05.03.2023

WINFIRE / Infra Soft AG C/d/i/n/g//F/a/r/m

Schweizer Meisterschaften 10m 2023

Gewehr und Pistole 10m

Qualifikation Gewehr Senioren / Seniorinnen

SR = 626.4

Rang	Schütze	Jahrgang	Passen							Resultat		Wohnort
1	Guignard Silvia	1974	103.3	104.3	102.3	103.0	104.3	101.5	618.7	QF	Zürich	
2	Jorand Frédéric	1977	100.3	101.6	101.6	99.0	100.4	101.7	604.6	QF	Bourguillon	
3	Graber Beat	1977	102.9	100.6	99.1	100.7	98.5	100.2	602.0	QF	Olten	
4	Loretz Stephan	1969	100.7	100.0	102.2	100.7	97.4	100.7	601.7	QF	Bürglen UR	
5	Zbinden Martin	1975	98.7	100.4	101.0	101.7	98.5	100.1	600.4	QF	Milken	
6	May Stefan	1966	101.9	95.8	101.6	100.1	99.5	101.0	599.9	QF	Beckenried	
7	Hofmann Markus	1974	99.9	100.7	97.0	99.7	99.8	102.1	599.2	QF	Uster	
8	Künzli Hanspeter	1967	101.3	96.4	102.3	97.3	102.1	99.8	599.2	QF	Ebnat-Kappel	
9	Wirz Peter	1972	100.2	100.1	98.5	100.5	98.8	100.4	598.5		Stansstad	
10	Monney Sandra	1970	94.6	102.8	99.4	103.3	99.3	99.0	598.4		Lyss	
11	Hüsser Thomas	1965	96.3	101.0	101.0	100.4	100.8	98.9	598.4		Unterlunkhofen	
12	Reusser Christian	1965	99.8	101.3	99.0	99.4	101.8	97.1	598.4		Worb	
13	Klopfenstein Andreas	1967	100.2	99.9	97.7	98.5	101.8	100.2	598.3		Kandersteg	
14	Devaud André	1944	102.2	98.9	99.0	98.6	98.2	101.0	597.9		Villars-sur-Glâne	
15	Fässler Felix	1975	98.5	96.8	99.1	100.5	103.0	97.5	595.4		Affeltrangen	
16	Bieli Reto	1974	100.6	97.7	102.4	99.8	96.4	97.2	594.1		Brislach	
17	Huser Christoph	1968	96.5	96.3	101.0	98.0	101.1	100.7	593.6		Erstfeld	
18	Michel Yves	1961	99.9	99.7	99.9	99.3	100.6	93.7	593.1		Aegerten	
19	Inniger Andreas	1970	96.4	101.0	101.7	94.4	99.0	98.6	591.1		Kandergrund	
20	Bigler René	1966	95.6	98.2	99.0	97.8	103.3	96.7	590.6		Boll	
21	Goetschi Thomas	1972	96.4	95.8	97.6	97.2	102.9	99.6	589.5		Galmiz	
22	Zufferey Christian	1966	100.3	99.3	98.9	97.5	97.6	95.9	589.5		Saillon	
23	Kolly Patricia	1970	96.2	98.7	97.6	97.6	98.2	98.2	586.5		Le Mouret	
24	Vejnovic-Petrovic Mirjana	1972	95.3	95.4	99.8	98.9	97.6	99.3	586.3		Zürich	
25	Freimüller Ernst	1964	97.9	97.1	96.7	99.2	99.5	95.9	586.3		Humlikon	
26	Voutaz Nathalie	1976	96.6	97.4	98.2	97.0	101.3	95.5	586.0		Sembrancher	
27	Briguet Pierre-Paul	1961	96.7	96.8	92.9	99.9	97.5	99.6	583.4		Cugy VD	
28	Buttazzo Alexander	1970	90.8	95.2	97.6	100.3	99.5	99.1	582.5		Ittenthal	
29	Weber Beat	1965	98.2	89.4	99.0	98.8	98.4	97.8	581.6		Belp	
30	Eichenberger Peter	1961	93.1	98.9	95.3	100.0	94.2	99.8	581.3		Bönigen	
31	Degen Jürg	1974	95.0	95.4	96.4	97.4	97.6	98.7	580.5		Pratteln	
32	Ruchti Michel	1967	89.6	99.6	100.8	100.7	96.3	92.9	579.9		Dompierre FR	
33	Widmer Hanspeter	1973	96.3	98.2	97.4	96.5	94.3	95.7	578.4		Mühlrüti	
34	Schweizer Dominique	1966	94.9	95.3	98.0	96.7	94.9	96.6	576.4	A.1	Fétigny	
35	Rohrbach Fritz	1967	90.7	98.8	95.8	99.0	94.5	97.2	576.0		Niedermuhlern	
36	Gerber Peter	1963	99.0	94.7	96.4	92.7	95.2	97.6	575.6		Biel/Bienne	
37	Willener Hans Ruedi	1966	97.1	97.7	95.3	91.5	94.7	99.0	575.3		Sigriswil	
38	Feusi Marcel	1972	98.6	98.6	94.2	96.0	94.7	92.4	574.5		Mollis	
39	Buntschu Hermann	1963	95.4	96.9	97.5	94.9	94.0	91.5	570.2		Brünisried	
40	Roffler Andy	1956	90.1	95.0	95.7	98.4	94.8	95.4	569.4	A.1	Buchs SG	
41	Wyss Peter	1964	88.6	96.6	96.5	100.0	96.4	90.5	568.6		Goldswil	
42	Gutmann Dominique	1967	90.3	95.0	95.3	97.9	93.4	95.0	566.9		Orpund	
43	Nagy Robert	1958	94.8	91.1	91.7	97.9	101.0	90.1	566.6		Birsfelden	
44	Vallotton Pierre-André	1973	94.0	99.0	85.8	96.9	96.8	91.9	564.4		Choëx	
45	Vögeli Hansruedi	1963	90.4	95.2	91.5	97.9	96.7	91.7	563.4		Heitenried	
46	Mettler Anita	1975	92.3	94.6	91.8	91.6	97.6	93.8	561.7		Pfäffikon ZH	

Rang	Schütze	Jahrgang	Passen							Resultat	Wohnort
47	Hünenberger Frédéric	1960	97.8	91.1	91.6	90.8	91.9	93.3	556.5	Münchenstein	
48	Welte Ignaz	1960	90.1	91.4	95.9	93.4	94.2	90.6	555.6	Frick	
49	Wingeier Martin	1953	89.9	94.0	97.5	91.5	91.0	91.4	555.3	Feutersoey	
50	Welte Hans	1958	90.7	87.1	89.3	94.2	95.0	95.2	551.5	Oeschgen	
51	Leone Nicola	1959	93.5	93.2	89.2	91.5	90.7	89.3	547.4	Frick	
52	Macheret Anne-Lise	1957	93.9	89.4	87.0	92.6	88.6	93.8	545.3	Rueyres-St-Laurent	
53	Buchmeier Eduard	1954	86.8	88.3	91.6	96.3	88.7	87.8	539.5	Herzogenbuchsee	
54	Huser Esther	1961	87.6	85.4	92.2	89.5	89.7	88.3	532.7	Weinfelden	
55	Jacot Laurent	1968	87.9	84.0	83.4	90.7	93.1	93.3	532.4	Dompierre FR	

03.03.2023

WINFIRE / Infra Soft AG C/d/i/n/g//F/a/r/m
A.1 ISSF 6.11.5 - 2 Pkt.