



Société de tir ECLAIR Orsières

ELITE

RESULTATS

Saison 2019-2020



Société de tir ECLAIR Orsières

Saison 2019-2020

Championnat d'équipe 2ème ligue

Nom	Prénom	Tour 1			Tour 2			Tour 3			Tour 4			Tour 5			Tour 6			Tour 7			Meilleur passe	
		A	B	A+B	A	B	A+B	A	B	A+B	A	B	A+B	A	B	A+B	A	B	A+B	A	B	A+B		
1	Joris	Célia	98	89	187	96	92	188	96	96	192	87	93	180	90	84	174	91	93	184	91	95	186	192
2	Lovey	Johnny	95	97	192	92	94	186	94	96	190	96	95	191	88	92	180	92	93	185	96	96	192	192
3	Martinal	Michaël	96	97	193	97	99	196	92	92	184	95	96	191	98	100	198	98	95	193	93	98	191	198
4	Pilloud	Léonard	97	97	194	91	95	186	96	96	192	97	98	195	97	99	196	93	98	191	97	97	194	196
5	Rosier	Bruno	89	93	182	89	90	179	91	88	179	93	91	184	87	90	177							184
6	Voutaz	Nathalie	94	90	184	92	93	185	90	92	182	87	90	177	91	92	183	92	95	187	92	93	185	187
7	Voutaz	Inès	97	93	190	93	94	187	89	96	185	94	92	186	93	92	185	88	96	184	91	87	178	190
8	Voutaz	Anaïs	85	83	168	84	81	165	70	89	159							87	86	173	79	85	164	173
9	Schers	David										94	95	189	94	97	191							191
10	Voutaz	Maxime																			76	70	146	146
11	Schers	Coralie																83	89	172				172
Total par passe			751	739		734	738		718	745		743	750		738	746		724	745		715	721		
Total par tour					1490			1472			1463			1493			1484			1469			1436	1493



Société de tir ECLAIR Orsières

Saison 2019-2020

Concours groupe

Groupe	Prénom	Tour 1					Tour 2					Tour 3					Total
		A	B	C	D	Tot	A	B	C	D	Tot	A	B	C	D	Tot	
Elite	Michaël	95	95	99	99	1494	95	97	96	98	1488	96	97	100	100	1484	4466
	Nathalie	92	93	93	93		93	89	94	94		89	89	90	96		
	Bruno	83	91	87	90		86	88	89	93		88	88	88	85		
	Johnny	96	97	94	97		95	94	94	93		97	94	97	90		
Junior	Célia	91	95	91	94	1093	86	94	96	92	1086	88	91	91	96	1089	3268
	Inès	92	95	95	94		92	95	94	92		92	93	94	91		
	Anaïs	84	83	88	91		84	81	89	91		86	86	94	87		



Société de tir ECLAIR Orsières

Saison 2019-2020

Concours groupe

Nom	Prénom	Tour 1					Tour 2					Tour 3					Total	Meilleur Tour	
		A	B	C	D	Tot	A	B	C	D	Tot	A	B	C	D	Tot			
1	Joris	Célia	91	95	91	94	371	86	94	96	92	368	88	91	91	96	366	1105	371
2	Lovey	Johnny	96	97	94	97	384	95	94	94	93	376	97	94	97	90	378	1138	384
3	Martinal	Michaël	95	95	99	99	388	95	97	96	98	386	96	97	100	100	393	1167	393
4	Rosier	Bruno	83	91	87	90	351	86	88	89	93	356	88	88	88	85	349	1056	356
5	Voutaz	Inès	92	95	95	94	376	92	95	94	92	373	92	93	94	91	370	1119	376
6	Voutaz	Nathalie	92	93	93	93	371	93	89	94	94	370	89	89	90	96	364	1105	371
7	Voutaz	Anaïs	84	83	88	91	346	84	81	89	91	345	86	86	94	87	353	1044	353



F.S.V.T.

W.S.S.V.

FAC - LG

Fédération Sportive Valaisanne de Tir

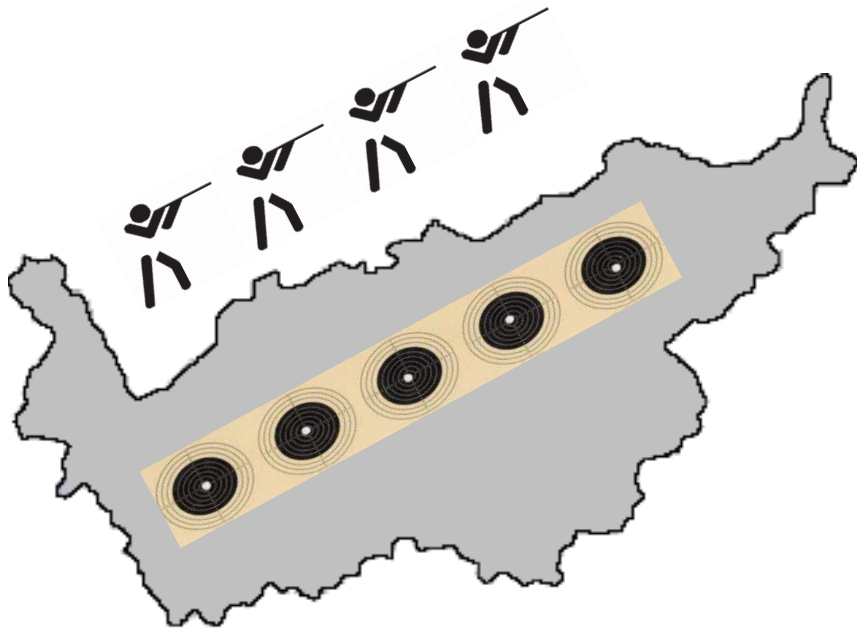
Walliser Schiess Sport Verband

Carabine 10m - Gewehr 10m

CHAMPIONNAT DE GROUPES

GRUPPENMEISTERSCHAFT

2019- 2020



TOURS - QUALIFICATION

AUSSCHIEDUNGSRUNDEN

RAIFFEISEN
Mischabel-Matterhorn



Championnat de groupe
Gruppenmeisterschaft

19-20

Elite	1.	2.	3.	Total
1. SSV Briglina 1	1'501	1'507	1'507	4'515
2. Eclair Orsières	1'494	1'488	1'484	4'466
3. St-Léonard 1	1'460	1'504	1'461	4'425
4. Visp-Eyholz	1'455	1'471	1'469	4'395
5. St-Léonard 2	1'401	1'424	1'432	4'257
6. SSV Briglina 2	1'392	1'409	1'409	4'210

Juniors - Junioren	1.	2.	3.	Total
1. SSV Briglina 1	1'086	1'091	1'104	3'281
2. Eclair Orsières 1	1'093	1'086	1'089	3'268
3. SSV Briglina 2	1'037	1'048	1'075	3'160
4. Visp-Eyholz	1'029	974	997	3'000
5. St-Léonard	965	1'018	974	2'957

Jeunesse - Jugend	1.	2.	3.	Total
--------------------------	-----------	-----------	-----------	--------------



**Championnat de groupe
Gruppenmeisterschaft**

**Elite
1. Tour-Runde**

19-20

Rang	Groupe - Nom / Gruppe - Name	1	2	3	4	Total
1.	SSV Briglina 1					1'501
	Schnyder Lucil	97	96	94	97	384
	Imhof Martin	94	94	96	97	381
	Berchtold Reto	94	92	96	94	376
	Locher-Henzen Nadine	86	90	94	90	360
2.	Eclair Orsières					1'494
	Martinal Michaël	95	95	99	99	388
	Lovey Johnny	96	97	94	97	384
	Voutaz Nathalie	92	93	93	93	371
	Rosier Bruno	83	91	87	90	351
3.	St-Léonard 1					1'460
	Güntert Marc	94	96	97	95	382
	Dayer Diane	95	93	95	98	381
	Righini Cyrielle	93	90	91	91	365
	Aymon Tania	86	82	77	87	332
4.	Visp-Eyholz					1'455
	Lengen Alexandra	96	95	96	91	378
	Schlosser Norman	87	94	94	95	370
	Stoffel Enrico	95	91	88	91	365
	Ebener Pius	86	87	86	83	342
5.	St-Léonard 2					1'401
	Chollet Henry	93	94	93	91	371
	Raemy Pierre-Alain	90	90	89	89	358
	Barmaz Vincent	82	86	82	91	341
	Dubuis Julien	84	79	80	88	331
6.	SSV Briglina 2					1'392
	Zurbriggen Lothar	88	95	92	90	365
	Schwery Alain	88	84	84	89	345
	Schnidrig Roland	84	87	86	87	344
	Bumann Christian	77	93	84	84	338



F.S.V.T.
W.S.S.V.

Fédération Sportive Valaisanne de Tir
Walliser Sport Schützen Verband

FAC-LG

Carabine 10m - Gewehr 10m

**Championnat de groupe
Gruppenmeisterschaft**

**Elite - Individuel / Einzel
1. Tour-Runde**

19-20

Rang	Nom / Name	1	2	3	4	Total
1	Martinal Michaël	95	95	99	99	388
2	Lovey Johnny	96	97	94	97	384
3	Schnyder Lucil	97	96	94	97	384
4	Güntert Marc	94	96	97	95	382
5	Dayer Diane	95	93	95	98	381
6	Imhof Martin	94	94	96	97	381
7	Lengen Alexandra	96	95	96	91	378
8	Berchtold Reto	94	92	96	94	376
9	Voutaz Nathalie	92	93	93	93	371
10	Chollet Henry	93	94	93	91	371
11	Schlosser Norman	87	94	94	95	370
12	Righini Cyrielle	93	90	91	91	365
13	Stoffel Enrico	95	91	88	91	365
14	Zurbriggen Lothar	88	95	92	90	365
15	Locher-Henzen Nadine	86	90	94	90	360
16	Raemy Pierre-Alain	90	90	89	89	358
17	Rosier Bruno	83	91	87	90	351
18	Schwery Alain	88	84	84	89	345
19	Schnidrig Roland	84	87	86	87	344
20	Ebener Pius	86	87	86	83	342
21	Barmaz Vincent	82	86	82	91	341
22	Bumann Christian	77	93	84	84	338
23	Aymon Tania	86	82	77	87	332
24	Dubuis Julien	84	79	80	88	331



**Championnat de groupe
Gruppenmeisterschaft**

**Elite
2. Tour-Runde**

19-20

Rang	Groupe - Nom / Gruppe - Name	1	2	3	4	Total
1.	SSV Briglina 1					1'507
	Imhof Martin	95	97	95	96	383
	Schnyder Lucil	94	95	98	94	381
	Locher-Henzen Nadine	94	91	93	95	373
	Berchtold Reto	92	95	91	92	370
2.	St-Léonard 1					1'504
	Dayer Diane	94	97	95	98	384
	Güntert Marc	98	94	96	96	384
	Chollet Henry	98	95	88	90	371
	Righini Cyrielle	92	93	96	84	365
3.	Eclair Orsières					1'488
	Martinal Michaël	95	97	96	98	386
	Lovey Johnny	95	94	94	93	376
	Voutaz Nathalie	93	89	94	94	370
	Rosier Bruno	86	88	89	93	356
4.	Visp-Eyholz					1'471
	Lengen Alexandra	94	97	98	99	388
	Stoffel Enrico	93	94	90	98	375
	Schlosser Norman	91	88	93	94	366
	Ebener Pius	87	86	86	83	342
5.	St-Léonard 2					1'424
	Gaspoz Syliva	92	92	89	93	366
	Dubuis Julien	86	87	95	88	356
	Barmaz Vincent	90	86	91	86	353
	Raemy Pierre-Alain	85	86	86	92	349
6.	SSV Briglina 2					1'409
	Zurbriggen Lothar	90	90	93	89	362
	Bumann Christian	84	87	88	92	351
	Schwery Alain	86	88	87	88	349
	Schnidrig Roland	86	83	87	91	347



F.S.V.T.
W.S.S.V.

Fédération Sportive Valaisanne de Tir
Walliser Sport Schützen Verband

FAC-LG

Carabine 10m - Gewehr 10m

**Championnat de groupe
Gruppenmeisterschaft**

**Elite - Individuel / Einzel
2. Tour-Runde**

19-20

Rang	Nom / Name	1	2	3	4	Total
1	Imhof Martin	95	97	95	96	383
2	Schnyder Lucil	94	95	98	94	381
3	Locher-Henzen Nadine	94	91	93	95	373
4	Berchtold Reto	92	95	91	92	370
5	Dayer Diane	94	97	95	98	384
6	Güntert Marc	98	94	96	96	384
7	Chollet Henry	98	95	88	90	371
8	Righini Cyrielle	92	93	96	84	365
9	Martinal Michaël	95	97	96	98	386
10	Lovey Johnny	95	94	94	93	376
11	Voutaz Nathalie	93	89	94	94	370
12	Rosier Bruno	86	88	89	93	356
13	Lengen Alexandra	94	97	98	99	388
14	Stoffel Enrico	93	94	90	98	375
15	Schlosser Norman	91	88	93	94	366
16	Ebener Pius	87	86	86	83	342
17	Gaspoz Syliva	92	92	89	93	366
18	Dubuis Julien	86	87	95	88	356
19	Barmaz Vincent	90	86	91	86	353
20	Raemy Pierre-Alain	85	86	86	92	349
21	Zurbruggen Lothar	90	90	93	89	362
22	Bumann Christian	84	87	88	92	351
23	Schwery Alain	86	88	87	88	349
24	Schnidrig Roland	86	83	87	91	347



**Championnat de groupe
Gruppenmeisterschaft**

**Elite
3. Tour-Runde**

19-20

Rang	Groupe - Nom / Gruppe - Name	1	2	3	4	Total
1.	SSV Briglina 1					1'507
	Imhof Martin	95	94	98	95	382
	Berchtold Reto	93	95	97	95	380
	Schnyder Lucil	94	94	97	91	376
	Locher-Henzen Nadine	92	94	94	89	369
2.	Eclair Orsières					1'484
	Martinal Michaël	96	97	100	100	393
	Lovey Johnny	97	94	97	90	378
	Voutaz Nathalie	89	89	90	96	364
	Rosier Bruno	88	88	88	85	349
3.	Visp-Eyholz					1'469
	Lengen Alexandra	94	97	97	98	386
	Stoffel Enrico	93	85	94	96	368
	Schlosser Norman	93	94	91	88	366
	Ebener Pius	85	88	88	88	349
4.	St-Léonard 1					1'461
	Güntert Marc	97	97	94	98	386
	Dayer Diane	91	91	94	94	370
	Chollet Henry	90	94	94	91	369
	Righini Cyrielle	83	68	94	91	336
5.	St-Léonard 2					1'432
	Gaspoz Syliva	93	94	90	94	371
	Barmaz Vincent	89	87	91	89	356
	Aymon Tania	92	89	91	84	356
	Dubuis Julien	88	93	87	81	349
6.	SSV Briglina 2					1'409
	Zurbriggen Lothar	93	89	91	92	365
	Schnidrig Roland	89	90	93	80	352
	Schwery Alain	87	87	82	91	347
	Bumann Christian	87	87	81	90	345



F.S.V.T.
W.S.S.V.

Fédération Sportive Valaisanne de Tir
Walliser Sport Schützen Verband

FAC-LG

Carabine 10m - Gewehr 10m

**Championnat de groupe
Gruppenmeisterschaft**

**Elite - Individuel / Einzel
3. Tour-Runde**

19-20

Rang	Nom / Name	1	2	3	4	Total
1	Martinal Michaël	96	97	100	100	393
2	Lengen Alexandra	94	97	97	98	386
3	Güntert Marc	97	97	94	98	386
4	Imhof Martin	95	94	98	95	382
5	Berchtold Reto	93	95	97	95	380
6	Lovey Johnny	97	94	97	90	378
7	Schnyder Lucil	94	94	97	91	376
8	Gaspoz Syliva	93	94	90	94	371
9	Dayer Diane	91	91	94	94	370
10	Chollet Henry	90	94	94	91	369
11	Locher-Henzen Nadine	92	94	94	89	369
12	Stoffel Enrico	93	85	94	96	368
13	Schlosser Norman	93	94	91	88	366
14	Zurbriggen Lothar	93	89	91	92	365
15	Voutaz Nathalie	89	89	90	96	364
16	Barmaz Vincent	89	87	91	89	356
17	Aymon Tania	92	89	91	84	356
18	Schnidrig Roland	89	90	93	80	352
19	Ebener Pius	85	88	88	88	349
20	Rosier Bruno	88	88	88	85	349
21	Dubuis Julien	88	93	87	81	349
22	Schwery Alain	87	87	82	91	347
23	Bumann Christian	87	87	81	90	345
24	Righini Cyrielle	83	68	94	91	336



**Championnat de groupe
Gruppenmeisterschaft**

**Juniors - Junioren U21
1. Tour-Runde**

19-20

Rang	Groupe - Nom / Gruppe - Name	1	2	3	4	Total
1.	Eclair Orsières					1'093
	Voutaz Inès	92	95	95	94	376
	Joris Célia	91	95	91	94	371
	Voutaz Anaïs	84	83	88	91	346
2.	SSV Briglina 1					1'086
	Brunner Cyril	94	97	94	94	379
	Johner Flavio	91	92	94	93	370
	Schaller Jonas	82	84	84	87	337
3.	SSV Briglina 2					1'037
	Willisch Gioia	91	90	86	92	359
	Kalbermatten Celina	91	83	92	85	351
	Kalbermatten Nicola	81	78	80	88	327
4.	Visp-Eyholz					1'029
	Kalbermatten Julia	93	86	92	92	363
	Kenzelmann Rafael	85	82	93	83	343
	Bellwald Matteo	82	79	85	77	323
5.	St-Léonard					965
	Studer Christopher	92	88	90	93	363
	Taccoz Alex	78	85	74	76	313
	Thomas Thierry	74	76	71	68	289



F.S.V.T.
W.S.S.V.

Fédération Sportive Valaisanne de Tir
Walliser Sport Schützen Verband

FAC-LG

Carabine 10m - Gewehr 10m

**Championnat de groupe
Gruppenmeisterschaft**

**Junior U21 - Individuel / Einzel
1. Tour-Runde**

19-20

Rang	Nom / Name	1	2	3	4	Total
1	Brunner Cyril	94	97	94	94	379
2	Voutaz Inès	92	95	95	94	376
3	Joris Célia	91	95	91	94	371
4	Johner Flavio	91	92	94	93	370
5	Studer Christopher	92	88	90	93	363
6	Kalbermatten Julia	93	86	92	92	363
7	Willisch Gioia	91	90	86	92	359
8	Kalbermatten Celina	91	83	92	85	351
9	Voutaz Anaïs	84	83	88	91	346
10	Kenzelmann Rafael	85	82	93	83	343
11	Schaller Jonas	82	84	84	87	337
12	Kalbermatten Nicola	81	78	80	88	327
13	Bellwald Matteo	82	79	85	77	323
14	Taccoz Alex	78	85	74	76	313
15	Thomas Thierry	74	76	71	68	289



**Championnat de groupe
Gruppenmeisterschaft**

**Juniors - Junioren U21
2. Tour-Runde**

19-20

Rang	Groupe - Nom / Gruppe - Name	1	2	3	4	Total
1.	SSV Briglina 1					1'091
	Brunner Cyril	100	96	92	96	384
	Schaller Jonas	90	88	88	88	354
	Johner Flavio	89	89	84	91	353
2.	Eclair Orsières					1'086
	Voutaz Inès	92	95	94	92	373
	Joris Célia	86	94	96	92	368
	Voutaz Anaïs	84	81	89	91	345
3.	SSV Briglina 2					1'048
	Kalbermatten Celina	90	92	89	90	361
	Willisch Gioia	83	92	88	87	350
	Kalbermatten Nicola	84	85	86	82	337
4.	St-Léonard					1'018
	Studer Christopher	93	90	96	87	366
	Taccoz Alex	88	85	90	85	348
	Thomas Thierry	80	73	75	76	304
5.	Visp-Eyholz					974
	Kalbermatten Julia	89	93	84	93	359
	Kenzelmann Rafael	76	88	80	91	335
	Bellwald Matteo	72	76	62	70	280



F.S.V.T.
W.S.S.V.

Fédération Sportive Valaisanne de Tir
Walliser Sport Schützen Verband

FAC-LG

Carabine 10m - Gewehr 10m

**Championnat de groupe
Gruppenmeisterschaft**

**Junior U21 - Individuel / Einzel
2. Tour-Runde**

19-20

Rang	Nom / Name	1	2	3	4	Total
1	Brunner Cyril	100	96	92	96	384
2	Schaller Jonas	90	88	88	88	354
3	Johner Flavio	89	89	84	91	353
4	Voutaz Inès	92	95	94	92	373
5	Joris Célia	86	94	96	92	368
6	Voutaz Anaïs	84	81	89	91	345
7	Kalbermatten Celina	90	92	89	90	361
8	Willisch Gioia	83	92	88	87	350
9	Kalbermatten Nicola	84	85	86	82	337
10	Studer Christopher	93	90	96	87	366
11	Taccoz Alex	88	85	90	85	348
12	Thomas Thierry	80	73	75	76	304
13	Kalbermatten Julia	89	93	84	93	359
14	Kenzelmann Rafael	76	88	80	91	335
15	Bellwald Matteo	72	76	62	70	280



**Championnat de groupe
Gruppenmeisterschaft**

**Juniors - Junioren U21
3. Tour-Runde**

19-20

Rang	Groupe - Nom / Gruppe - Name	1	2	3	4	Total
1.	SSV Briglina 1					1'104
	Brunner Cyril	96	93	96	96	381
	Johner Flavio	92	91	89	92	364
	Schaller Jonas	87	90	91	91	359
2.	Eclair Orsières					1'089
	Voutaz Inès	92	93	94	91	370
	Joris Célia	88	91	91	96	366
	Voutaz Anaïs	86	86	94	87	353
3.	SSV Briglina 2					1'075
	Kalbermatten Celina	88	90	92	92	362
	Willisch Gioia	91	90	92	85	358
	Willisch Nicola	87	89	91	88	355
4.	Visp-Eyholz					997
	Kalbermatten Julia	90	92	88	90	360
	Kenzelmann Rafael	81	86	79	86	332
	Bellwald Matteo	78	77	71	79	305
5.	St-Léonard					974
	Studer Christopher	92	91	92	94	369
	Taccoz Alex	89	85	85	78	337
	Thomas Thierry	63	73	58	74	268



F.S.V.T.
W.S.S.V.

Fédération Sportive Valaisanne de Tir
Walliser Sport Schützen Verband

FAC-LG

Carabine 10m - Gewehr 10m

**Championnat de groupe
Gruppenmeisterschaft**

**Junior U21 - Individuel / Einzel
3. Tour-Runde**

19-20

Rang	Nom / Name	1	2	3	4	Total
1	Brunner Cyril	96	93	96	96	381
2	Voutaz Inès	92	93	94	91	370
3	Studer Christopher	92	91	92	94	369
4	Joris Célia	88	91	91	96	366
5	Johner Flavio	92	91	89	92	364
6	Kalbermatten Celina	88	90	92	92	362
7	Kalbermatten Julia	90	92	88	90	360
8	Schaller Jonas	87	90	91	91	359
9	Willisch Gioia	91	90	92	85	358
10	Willisch Nicola	87	89	91	88	355
11	Voutaz Anaïs	86	86	94	87	353
12	Taccoz Alex	89	85	85	78	337
13	Kenzelmann Rafael	81	86	79	86	332
14	Bellwald Matteo	78	77	71	79	305
15	Thomas Thierry	63	73	58	74	268



F.S.V.T.

Fédération Sportive Valaisanne de Tir

W.S.S.V.

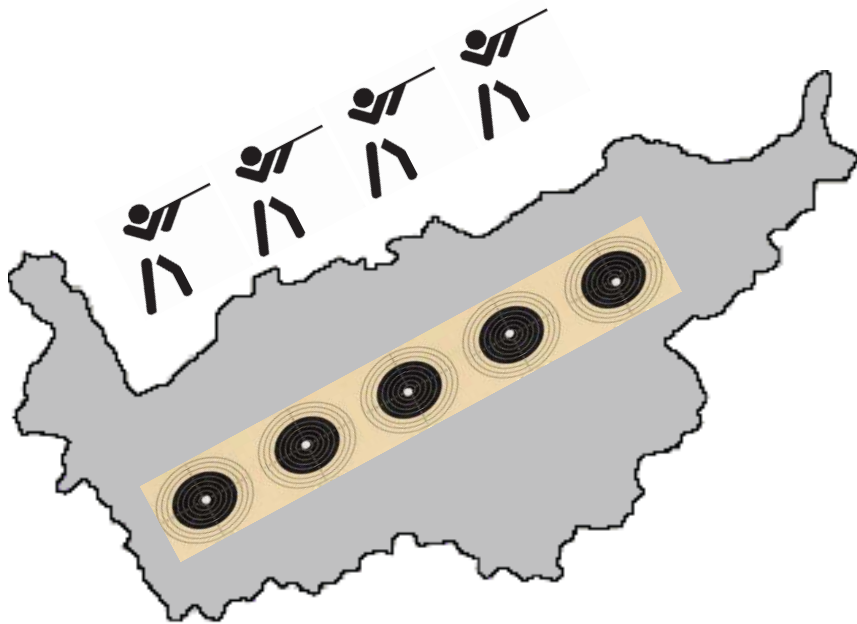
Walliser Schiess Sport Verband

FAC - LG

Carabine 10m - Gewehr 10m

CHAMPIONNAT DE GROUPES GRUPPENMEISTERSCHAFT

19- 20



Final - 02.02.2020

Visp / Viège - Riedertal

RAIFFEISEN
Mischabel-Matterhorn



**Championnat de groupe
Gruppenmeisterschaft**

**Elite
Final**

19-20

Rang	Groupe - Nom / Gruppe - Name	1	2	3	4	Total
1.	St-Léonard 1					1'508
	Güntert Marc	95	99	98	96	388
	Dayer Diane	94	98	95	95	382
	Chollet Henry	95	93	93	95	376
	Gaspoz Sylvia	87	93	88	94	362
2.	Orsières - L'Eclair					1'490
	Martinal Michaël	95	93	96	96	380
	Lovey Johnny	91	97	94	94	376
	Voutaz Nathalie	90	93	92	93	368
	Cretton Thomas	91	90	94	91	366
3.	Briglina					1'452
	Imhof Martin	92	95	96	93	376
	Henzen Nadine	92	90	93	95	370
	Zurbriggen Lothar	94	89	86	93	362
	Schnidrig Roland	85	83	89	87	344
4.	St-Léonard 2					1'355
	Aymon Tania	90	91	87	88	356
	Barmaz Vincent	87	86	88	86	347
	Taccoz Alex	87	90	85	80	342
	Riand Alexis	67	81	82	80	310



F.S.V.T.
W.S.S.V.

Fédération Sportive Valaisanne de Tir
Walliser Sport Schützen Verband

FAC-LG

Carabine 10m - Gewehr 10m

**Championnat de groupe
Gruppenmeisterschaft**

**Elite - Individuel / Einzel
Final**

19-20

Rang	Nom / Name	1	2	3	4	Total
1	Güntert Marc	95	99	98	96	388
2	Dayer Diane	94	98	95	95	382
3	Martinal Michaël	95	93	96	96	380
4	Chollet Henry	95	93	93	95	376
5	Lovey Johnny	91	97	94	94	376
6	Imhof Martin	92	95	96	93	376
7	Henzen Nadine	92	90	93	95	370
8	Voutaz Nathalie	90	93	92	93	368
9	Cretton Thomas	91	90	94	91	366
10	Gaspoz Sylvia	87	93	88	94	362
11	Zurbriggen Lothar	94	89	86	93	362
12	Aymon Tania	90	91	87	88	356
13	Barmaz Vincent	87	86	88	86	347
14	Schnidrig Roland	85	83	89	87	344
15	Taccoz Alex	87	90	85	80	342
16	Riand Alexis	67	81	82	80	310



**Championnat de groupe
Gruppenmeisterschaft**

**Juniors - Junioren
Final**

19-20

Rang	Groupe - Nom / Gruppe - Name	1	2	3	4	Total
1.	Briglina 1					1'096
	Brunner Cyril	93	95	98	96	382
	Schaller Jonas	83	91	90	98	362
	Johner Flavio	85	86	93	88	352
2.	Visp-Eyholz					1'090
	Stoffel Enrico	94	92	93	96	375
	Kalbermatten Julia	94	93	92	89	368
	Kenzelmann Rafael	83	90	93	81	347
3.	Orsières - L'Eclair					1'077
	Joris Célia	95	92	95	93	375
	Voutaz Inès	92	91	90	93	366
	Voutaz Anaïs	85	81	81	89	336
4.	Briglina 2					1'063
	Kalbermatten Celina	92	87	93	90	362
	Willisch Nicola	88	86	87	90	351
	Willisch Gioia	86	88	89	87	350



F.S.V.T.
W.S.S.V.

Fédération Sportive Valaisanne de Tir
Walliser Sport Schützen Verband

FAC-LG

Carabine 10m - Gewehr 10m

**Championnat de groupe
Gruppenmeisterschaft**

**Junior - Individuel / Einzel
Final**

19-20

Rang	Nom / Name	1	2	3	4	Total
1	Brunner Cyril	93	95	98	96	382
2	Stoffel Enrico	94	92	93	96	375
3	Joris Célia	95	92	95	93	375
4	Kalbermatten Julia	94	93	92	89	368
5	Voutaz Inès	92	91	90	93	366
6	Schaller Jonas	83	91	90	98	362
7	Kalbermatten Celina	92	87	93	90	362
8	Johner Flavio	85	86	93	88	352
9	Willisch Nicola	88	86	87	90	351
10	Willisch Gioia	86	88	89	87	350
11	Kenzelmann Rafael	83	90	93	81	347
12	Voutaz Anaïs	85	81	81	89	336



F.S.V.T.

W.S.S.V.

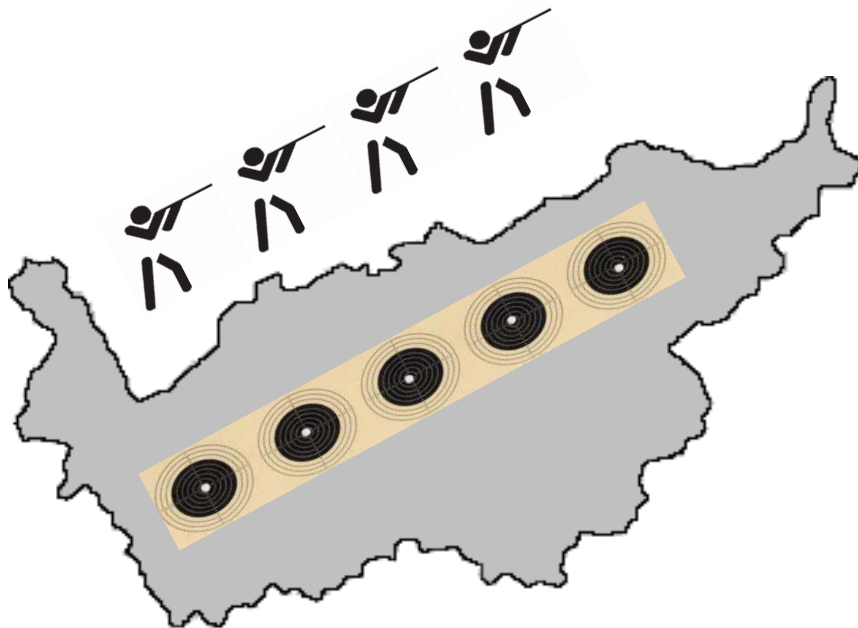
FAC - LG

Fédération Sportive Valaisanne de Tir

Walliser Schiess Sport Verband

Carabine 10m - Gewehr 10m


CHAMPIONNAT Valaisanne Wallisermeisterschaft 2020



Elite & JUN - 08.02.2020

ST-MAURICE

RAIFFEISEN
Mischabel-Matterhorn

	FSVT.	Federation Sportive Valaisanne de Tir
	WSSV.	Walliser Schiess Sport Verband
	Match	• Fusil FAC / Gewehr LG 10m •

Championnat Valaisanne FAC à St-Maurice 08.02.2020

Wallisermeisterschaften LG in St-Maurice 08.02.2020

Kat./Cat. Elite

Qualifikation

Stand	Name	Vorname	Jg/Naiss	Sektion	1	2	3	4	Total	10*
1	Martinal	Michaël	1991	Orsières	99.5	101.7	100.7	100.8	402.7	21
2	Dayer	Diane	1985	St-Léonard	102.1	100.0	103.0	97.6	402.7	19
3	Güntert	Marc	1987	St-Léonard	99.8	94.7	100.9	100.0	395.4	17
4	Lovey	Johnny	1998	Orsières	100.4	98.5	99.4	98.3	396.6	15
5	Gaspoz	Sylvia	1973	St-Léonard	94.3	97.7	97.8	99.3	389.1	17
6	Voutaz	Nathalie	1976	Orsières	92.1	95.8	93.5	99.4	380.8	8
7	Barmaz	Vincent	1987	St-Léonard	92.3	91.8	95.2	90.4	369.7	7
8	Riand	Alexis								
9	Raemy	Pierre-Alain	1960	St-Léonard	87.2	94.7	89.5	96.6	368.0	8
10	Chollet	Henry		Elite	93.6	96.1	98.3	94.8	382.8	7

Rangliste/Classement

Rang	Nom	Prénom	Quali Tot
1	Martinal	Michaël	402.7
2	Dayer	Diane	402.7
3	Lovey	Johnny	396.6
4	Güntert	Marc	395.4
5	Gaspoz	Sylvia	389.1
6	Chollet	Henry	382.8
7	Voutaz	Nathalie	380.8
8	Barmaz	Vincent	369.7
9	Raemy	Pierre-Alain	368
10	Riand	Alexis	



Championnat Valaisanne FAC à St-Maurice 08.02.2020

Wallisermeisterschaften LG in St-Maurice 08.02.2020

Final

Kat./Cat.

Elite

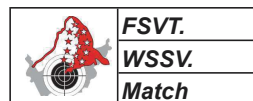
Stand	Name	Vorname	1. Serie	1.+2. S.	11	12	ZT	13	14	ZT	15	16	ZT	17	18	ZT	19	20	ZT	21	22	ZT	23	24	Total
1	Martinal	Michaël	49.9	98.7	10.6	10.1	119.4	9.8	9.7	138.9	10.7	9.8	159.4	9.4	9.9	178.7	9.7	9.1	197.5	10.0	10.3	217.8	9.2	10.4	237.4
2	Dayer	Diane	51.3	101.0	9.7	10.6	121.3	8.6	9.9	139.8	10.3	9.2	159.3	10.0	10.2	179.5	10.1	9.6	199.2	10.5	9.9	219.6	10.7	10.0	240.3
3	Lovey	Johnny	49.1	98.1	9.9	10.7	118.7	9.5	10.3	138.5	10.1	8.7	157.3	9.5	9.1	175.9	10.3	9.5	195.7	0.0	0.0	195.7	0.0	0.0	195.7
4	Güntert	Marc	49.3	99.5	8.8	8.9	117.2	10.1	9.4	136.7	10.5	10.3	157.5	10.2	8.8	176.5	10.0	9.6	196.1	9.6	10.0	215.7	0.0	0.0	215.7
5	Gaspoz	Sylvia	49.1	96.2	10.1	9.4	115.7	10.6	9.9	136.2	10.0	10.6	156.8	10.5	7.8	175.1	0.0	0.0	175.1	0.0	0.0	175.1	0.0	0.0	175.1
6	Chollet	Henry	48.2	96.9	8.9	7.3	113.1	9.1	10.8	133.0	7.6	9.1	149.7	0.0	0.0	149.7	0.0	0.0	149.7	0.0	0.0	149.7	0.0	0.0	149.7
7	Voutaz	Nathalie	47.0	93.9	9.5	9.6	113.0	9.1	8.5	130.6	0.0	0.0	130.6	0.0	0.0	130.6	0.0	0.0	130.6	0.0	0.0	130.6	0.0	0.0	130.6
8	Barmaz	Vincent	46.2	91.8	9.1	9.7	110.6	0.0	0.0	110.6	0.0	0.0	110.6	0.0	0.0	110.6	0.0	0.0	110.6	0.0	0.0	110.6	0.0	0.0	110.6

Schlussrangliste/Classement

Rang	Nom	Prénom	Total
1	Dayer	Diane	240.3
2	Martinal	Michaël	237.4
3	Güntert	Marc	215.7
4	Lovey	Johnny	195.7
5	Gaspoz	Sylvia	175.1
6	Chollet	Henry	149.7
7	Voutaz	Nathalie	130.6
8	Barmaz	Vincent	110.6

SHOT OFF

Name/Nom	Vorname/Prénom	1.Sho	2.Sho	3.Shot	4.Sho	5.Sho	6.Shot	7.Sho	8.Sho	9.Shot	10.S.	11.S.	Total Mas.
Martinal	Michaël												237.4
Dayer	Diane												240.3
Lovey	Johnny												195.7
Güntert	Marc												215.7
Gaspoz	Sylvia												175.1
Chollet	Henry												149.7
Voutaz	Nathalie												130.6
Barmaz	Vincent												110.6



Championnat Valaisanne FAC à St-Maurice 08.02.2020

Wallisermeisterschaften LG in St-Maurice 08.02.2020

Junioren/Juniors Kat/Cat A

Qualifikation

NWJM/CVAR	Name	Vorname	Jg/Naiss	Sektion	1	2	Total	10*
1	Bammatter	Ben-Luis	2008	Visp-Eyholz	95.8	98.8	194.6	6
2	Richter	Michele	2008	SSV Briglina	91.1	92.0	183.1	3
3	Berthoud	Mathis	2008	Val-d'Illicz	93.0	86.6	179.6	5
4	Corthay	Louis	2009	Bagnes	87.9	93.3	181.2	7
5							0.0	
6	Rezvani	Rajan	2009	Val-d'Illicz	75.1	80.1	155.2	0
7	Ferrari	Chris	2009	Orsières	75.8	76.1	151.9	0
8							0.0	
9							0.0	
10	Wiget	Estelle	2009	Orsières	91.1	84.2	175.3	2
11	Cadar	Mateo	2008	Val-d'Illicz	71.7	79.3	151.0	0
12	Decourt	Léonard	3008	Val-d'Illicz	56.2	57.0	113.2	0

Rangliste/Classement

Rang	Nom	Prénom	Quali Tot
1	Bammatter	Ben-Luis	194.6
2	Richter	Michele	183.1
3	Corthay	Louis	181.2
4	Berthoud	Mathis	179.6
5	Wiget	Estelle	175.3
6	Rezvani	Rajan	155.2
7	Ferrari	Chris	151.9
8	Cadar	Mateo	151.0
9	Decourt	Léonard	113.2
10		0	0.0
11		0	0.0
12		0	0.0



Championnat Valaisanne FAC à St-Maurice 08.02.2020
Wallisermeisterschaften LG in St-Maurice 08.02.2020

Final

Kat./Cat. JUN A

Stand	Name	Vorname	1. Serie	1.+2. S.	11	12	ZT	13	14	ZT	15	16	ZT	17	18	ZT	19	20	ZT	21	22	ZT	23	24	Total
1	Bammatter	Ben-Luis	49.6	97.3	9.9	9.9	117.1	9.5	9.1	135.7	10.0	9.6	155.3	10.8	9.5	175.6	9.7	9.8	195.1	8.6	10.1	213.8	10.3	3.4	227.5
2	Richter	Michele	45.5	91.9	10.1	8.6	110.6	9.7	8.9	129.2	7.9	10.4	147.5	9.6	7.6	164.7	10.0	8.8	183.5	9.0	8.8	201.3	0.0	0.0	201.3
3	Corthay	Louis	42.0	80.3	7.3	8.6	96.2	10.5	8.9	115.6	8.7	8.8	133.1	0.0	0.0	133.1	0.0	0.0	133.1	0.0	0.0	133.1	0.0	0.0	133.1
4	Berthoud	Mathis	47.5	91.8	9.9	9.9	111.6	8.1	9.3	129.0	8.2	8.9	146.1	9.3	9.9	165.3	10.9	9.7	185.9	10.6	10.5	207.0	10.5	9.9	227.4
5	Wiget	Estelle	40.9	83.9	10.3	9.8	104.0	9.1	7.9	121.0	7.0	10.2	138.2	10.4	8.1	156.7	9.0	8.3	174.0	0.0	0.0	174.0	0.0	0.0	174.0
6	Rezvani	Rajan	48.2	89.2	9.4	3.0	101.6	10.0	9.4	121.0	8.9	8.5	138.4	8.1	9.7	156.2	0.0	0.0	156.2	0.0	0.0	156.2	0.0	0.0	156.2
7	Ferrari	Chris	37.2	77.1	10.1	9.1	96.3	8.4	5.5	110.2	0.0	0.0	110.2	0.0	0.0	110.2	0.0	0.0	110.2	0.0	0.0	110.2	0.0	0.0	110.2
8	Cadar	Mateo	30.9	67.1	7.1	8.3	82.5	0.0	0.0	82.5	0.0	0.0	82.5	0.0	0.0	82.5	0.0	0.0	82.5	0.0	0.0	82.5	0.0	0.0	82.5

Schlussrangliste/Classement

Rang	Name	Vorname	Total
1	Bammatter	Ben-Luis	227.5
2	Berthoud	Mathis	227.4
3	Richter	Michele	201.3
4	Wiget	Estelle	174.0
5	Rezvani	Rajan	156.2
6	Corthay	Louis	133.1
7	Ferrari	Chris	110.2
8	Cadar	Mateo	82.5

SHOT OFF

Name/Nom	Vorname/Prénom	1.Sho	2.Sho	3.Shot	4.Sho	5.Sho	6.Shot	7.Sho	8.Sho	9.Shot	10.S.	11.S.	Total Mas.
Bammatter	Ben-Luis												227.5
Richter	Michele												201.3
Corthay	Louis												133.1
Berthoud	Mathis												227.4
Wiget	Estelle												174.0
Rezvani	Rajan												156.2
Ferrari	Chris												110.2
Cadar	Mateo												82.5



Championnat Valaisanne FAC à St-Maurice 08.02.2020

Wallisermeisterschaften LG in St-Maurice 08.02.2020

Junioren/Juniors Kat/Cat B

Qualifikation

WNJM/CVAR	Name	Vorname	Jg/Naiss	Sektion	1	2	Total	10*
1	Bellwald	Amelie	2007	Visp-Eyholz	72.0	80.8	152.8	2
2	Schers	Coralie	2007	Orsières	82.5	80.1	162.6	2
3	Saillen	Dorian	2007	Val-d'Illicz	93.7	85.8	179.5	4
4	Voutaz	Maxime	2007	Orsières	71.8	65.5	137.3	1
5							0.0	
6	Corthay	Hélène	2006	Bagnes	74.0	76.7	150.7	2
7	Wiget	Rachel	2006	Orsières	80.9	69.0	149.9	0
8							0.0	
9	Coppey	Chris	2006	Orsières	74.6	74.7	149.3	0
10							0.0	

Rangliste/Classement

Rang	Nom	Prénom	Quali Tot
1	Saillen	Dorian	179.5
2	Schers	Coralie	162.6
3	Bellwald	Amelie	152.8
4	Corthay	Hélène	150.7
5	Wiget	Rachel	149.9
6	Coppey	Chris	149.3
7	Voutaz	Maxime	137.3
8		0	0
9		0	0.0
10		0	0.0



Championnat Valaisanne FAC à St-Maurice 08.02.2020

Wallisermeisterschaften LG in St-Maurice 08.02.2020

Final

Kat./Cat. JUN B

Stand	Name	Vorname	1. Serie	1.+2. S.	11	12	ZT	13	14	ZT	15	16	ZT	17	18	ZT	19	20	ZT	21	22	ZT	23	24	Total
1	Saillen	Dorian	46.0	92.5	8.0	7.9	108.4	9.7	9.0	127.1	9.6	10.1	146.8	9.0	10.2	166.0	10.1	10.0	186.1	10.8	9.2	206.1	8.4	7.4	221.9
2	Schers	Coralie	40.7	83.6	5.9	8.8	98.3	10.2	10.7	119.2	10.1	8.9	138.2	8.8	8.9	155.9	9.2	10.7	175.8	8.8	7.9	192.5	7.5	8.3	208.3
3	Bellwald	Amelie	40.6	81.3	6.7	6.6	94.6	3.3	9.9	107.8	9.0	9.2	126.0	0.0	0.0	126.0	0.0	0.0	126.0	0.0	0.0	126.0	0.0	0.0	126.0
4	Corthay	Hélène	46.1	92.0	8.5	4.4	104.9	10.4	6.0	121.3	7.1	7.0	135.4	9.8	6.2	151.4	8.9	10.0	170.3	0.0	0.0	170.3	0.0	0.0	170.3
5	Wiget	Rachel	42.9	83.6	7.6	9.9	101.1	7.3	8.3	116.7	9.6	9.6	135.9	6.2	8.7	150.8	0.0	0.0	150.8	0.0	0.0	150.8	0.0	0.0	150.8
6	Coppey	Chris	43.3	89.4	5.4	9.3	104.1	9.6	8.1	121.8	8.4	9.4	139.6	8.8	9.1	157.5	6.3	9.2	173.0	10.1	9.3	192.4	0.0	0.0	192.4
7	Voutaz	Maxime	36.4	74.4	7.7	7.3	89.4	9.1	6.4	104.9	0.0	0.0	104.9	0.0	0.0	104.9	0.0	0.0	104.9	0.0	0.0	104.9	0.0	0.0	104.9
8	0	0	0.0	0.0	0.0	0.0	0.0	0.0	0.0	0.0	0.0	0.0	0.0	0.0	0.0	0.0	0.0	0.0	0.0	0.0	0.0	0.0	0.0	0.0	0.0

Schlussrangliste/Classement

Rang	Name	Vorname	Total
1	Saillen	Dorian	221.9
2	Schers	Coralie	208.3
3	Coppey	Chris	192.4
4	Corthay	Hélène	170.3
5	Wiget	Rachel	150.8
6	Bellwald	Amelie	126.0
7	Voutaz	Maxime	104.9
8	0	0	0.0

SHOT OFF

Name/Nom	Vorname/Prénom	1.Sho	2.Sho	3.Shot	4.Sho	5.Sho	6.Shot	7.Sho	8.Sho	9.Shot	10.S.	11.S.	Total Mas.
Saillen	Dorian												221.9
Schers	Coralie												208.3
Bellwald	Amelie												126.0
Corthay	Hélène												170.3
Wiget	Rachel												150.8
Coppey	Chris												192.4
Voutaz	Maxime												104.9
0	0												0.0



Championnat Valaisanne FAC à St-Maurice 08.02.2020

Wallisermeisterschaften LG in St-Maurice 08.02.2020

Junioren/Juniors Kat/Cat C

Qualifikation

WNJM/CVAR	Name	Vorname	Jg/Naiss	Sektion	1	2	Total	10*
1	Kolloeffel	Gwendolyn	2006	NJC	98.8	97.5	196.3	8
2	Kalbermatten	Quirin	2007	Visp-Eyholz	89.2	82.0	171.2	2
3	Trombert	Matthias	2006	Val-d'Illiez	78.4	75.7	154.1	1
4	Savioz	Noé	2005	La Villageoise	72.7	74.4	147.1	0
5	Ecoeur	Joachim	2007	Val-d'Illiez	72.0	69.6	141.6	0
6							0.0	
7							0.0	
8							0.0	

Rangliste/Classement

Rang	Nom	Prénom	Quali Tot
1	Kolloeffel	Gwendolyn	196.3
2	Kalbermatten	Quirin	171.2
3	Trombert	Matthias	154.1
4	Savioz	Noé	147.1
5	Ecoeur	Joachim	141.6
6		0	0.0
7		0	0.0
8		0	0.0



Championnat Valaisanne FAC à St-Maurice 08.02.2020
Wallisermeisterschaften LG in St-Maurice 08.02.2020

Final

Kat./Cat. JUN C


Stand	Name	Vorname	1. Serie	1.+2. S.	11	12	ZT	13	14	ZT	15	16	ZT	17	18	ZT	19	20	ZT	21	22	ZT	23	24	Total
1	Kolloeffel	Gwendolyn	49.4	95.8	10.7	9.9	116.4	9.1	9.6	135.1	10.1	10.1	155.3	9.7	9.9	174.9			174.9			174.9			174.9
2	Kalbermatten	Quirin	44.3	84.4	8.7	7.8	100.9	8.7	9.8	119.4	9.7	10.7	139.8	10.3	7.6	157.7			157.7			157.7			157.7
3	Trombert	Matthias	42.0	72.6	7.6	7.1	87.3	8.7	6.3	102.3	0.0	0.0	102.3	0.0	0.0	102.3			102.3			102.3			102.3
4	Savioz	Noé	37.1	75.0	5.8	10.5	91.3	8.2	7.4	106.9	8.3	4.8	120.0	0.0	0.0	120.0			120.0			120.0			120.0
5	Ecoeur	Joachim	30.6	55.6	7.7	10.4	73.7	0.0	0.0	73.7	0.0	0.0	73.7	0.0	0.0	73.7			73.7			73.7			73.7
6	0	0	0.0	0.0	0.0	0.0	0.0	0.0	0.0	0.0	0.0	0.0	0.0	0.0	0.0	0.0			0.0			0.0			0.0
7	0	0	0.0	0.0	0.0	0.0	0.0	0.0	0.0	0.0	0.0	0.0	0.0	0.0	0.0	0.0			0.0			0.0			0.0
8	0	0	0.0	0.0	0.0	0.0	0.0	0.0	0.0	0.0	0.0	0.0	0.0	0.0	0.0	0.0			0.0			0.0			0.0

Schlussrangliste/Classement

Rang	Name	Vorname	Total
1	Kolloeffel	Gwendolyn	174.9
2	Kalbermatten	Quirin	157.7
3	Savioz	Noé	120.0
4	Trombert	Matthias	102.3
5	Ecoeur	Joachim	73.7
6	0	0	0.0
7	0	0	0.0
8	0	0	0.0

SHOT OFF

Name/Nom	Vorname/Prénom	1.Sho	2.Sho	3.Shot	4.Sho	5.Sho	6.Shot	7.Sho	8.Sho	9.Shot	10.S.	11.S.	Total Mas.
Kolloeffel	Gwendolyn												174.9
Kalbermatten	Quirin												157.7
Trombert	Matthias												102.3
Savioz	Noé												120.0
Ecoeur	Joachim												73.7
													0.0
													0.0
													0.0

	FSVT.	Federation Sportive Valaisanne de Tir
	WSSV.	Walliser Schiess Sport Verband
	Match	Fusil FAC / Gewehr LG 10m

Championnat Valaisanne FAC à St-Maurice 08.02.2020

Wallisermeisterschaften LG in St-Maurice 08.02.2020

Junioren/Juniors Kat/Cat D

Qualifikation

WNJM/CVAR	Name	Vorname	Jg/Naiss	Sektion	1	2	3	4	Total	10*
1	Joris	Célia	2004	Orsières	95.8	98.5	98.9	99.8	393.0	16
2	Kalbermatten	Julia	2005	Visp-Eyholz	94.0	98.3	97.3	97.0	386.6	10
3	Vogel	Malorie	2004	NJC	90.7	95.0	94.1	94.5	374.3	5
4	Willisch	Nicola	2004	SSV Briglina	90.7	94.0	88.6	92.2	365.5	6
5	Voutaz	Anaïs	2004	Orsières	88.0	88.5	94.5	90.0	361.0	2
6	Kalbermatten	Nicola	2005	SSV Briglina	85.9	90.1	85.4	95.2	356.6	2
7	Deladoey	Quentin	2005	NJC	87.0	80.3	92.2	81.2	340.7	4
8	Richter	Svenja	2005	SSV Briglina	86.7	73.8	89.2	84.7	334.4	6

Rangliste/Classement

Rang	Nom	Prénom	Quali Tot
1	Joris	Célia	393
2	Kalbermatten	Julia	386.6
3	Vogel	Malorie	374.3
4	Willisch	Nicola	365.5
5	Voutaz	Anaïs	361
6	Kalbermatten	Nicola	356.6
7	Deladoey	Quentin	340.7
8	Richter	Svenja	334.4
9	0	0	
	#ZAHL!	#ZAHL!	#ZAHL!
	#ZAHL!	#ZAHL!	#ZAHL!
	#ZAHL!	#ZAHL!	#ZAHL!



Championnat Valaisanne FAC à St-Maurice 08.02.2020

Wallisermeisterschaften LG in St-Maurice 08.02.2020

Final

Kat./Cat.

JUN D


Stand	Name	Vorname	1. Serie	1.+2. S.	11	12	ZT	13	14	ZT	15	16	ZT	17	18	ZT	19	20	ZT	21	22	ZT	23	24	Total
1	Joris	Célia	48.6	96.1	10.5	8.1	114.7	10.3	10.7	135.7	9.1	10.3	155.1	9.4	9.2	173.7	9.2	10.0	192.9	8.9	9.4	211.2	9.3	9.0	229.5
2	Kalbermatter	Julia	49.6	94.6	8.4	8.4	111.4	9.2	7.4	128.0	9.4	10.8	148.2	10.3	9.0	167.5	10.8	9.7	188.0	9.7	9.5	207.2	0.0	0.0	207.2
3	Vogel	Malorie	46.1	92.1	9.3	8.8	110.2	10.3	9.5	130.0	8.7	9.8	148.5	10.1	10.6	169.2	10.0	10.4	189.6	9.7	9.8	209.1	6.9	6.6	222.6
4	Willisch	Nicola	40.6	81.3	8.5	9.8	99.6	0.0	0.0	99.6	0.0	0.0	99.6	0.0	0.0	99.6	0.0	0.0	99.6	0.0	0.0	99.6	0.0	0.0	99.6
5	Voutaz	Anaïs	38.0	83.8	9.7	9.7	103.2	6.1	10.0	119.3	10.5	7.7	137.5	0.0	0.0	137.5	0.0	0.0	137.5	0.0	0.0	137.5	0.0	0.0	137.5
6	Kalbermatter	Nicola	43.3	85.6	7.3	8.7	101.6	5.2	7.6	114.4	0.0	0.0	114.4	0.0	0.0	114.4	0.0	0.0	114.4	0.0	0.0	114.4	0.0	0.0	114.4
7	Deladoey	Quentin	42.7	89.5	9.8	9.8	109.1	7.6	10.4	127.1	9.7	8.8	145.6	8.6	9.9	164.1	10.1	6.3	180.5	0.0	0.0	180.5	0.0	0.0	180.5
8	Richter	Svenja	44.8	87.2	8.7	9.8	105.7	9.1	10.3	125.1	9.0	8.0	142.1	8.7	9.4	160.2	0.0	0.0	160.2	0.0	0.0	160.2	0.0	0.0	160.2

Schlussrangliste/Classement

Rang	Name	Vorname	Total
1	Joris	Célia	229.5
2	Vogel	Malorie	222.6
3	Kalbermatter	Julia	207.2
4	Deladoey	Quentin	180.5
5	Richter	Svenja	160.2
6	Voutaz	Anaïs	137.5
7	Kalbermatter	Nicola	114.4
8	Willisch	Nicola	99.6

SHOT OFF

Name/Nom	Vorname/Prénom	1.Sho	2.Sho	3.Shot	4.Sho	5.Sho	6.Shot	7.Sho	8.Sho	9.Shot	10.S.	11.S.	Total Mas.
Joris	Célia												229.5
Kalbermatter	Julia												207.2
Vogel	Malorie												222.6
Willisch	Nicola												99.6
Voutaz	Anaïs												137.5
Kalbermatter	Nicola												114.4
Deladoey	Quentin												180.5
Richter	Svenja												160.2

	FSVT.	Federation Sportive Valaisanne de Tir
	WSSV.	Walliser Schiess Sport Verband
	Match	Fusil FAC / Gewehr LG 10m

Championnat Valaisanne FAC à St-Maurice 08.02.2020

Wallisermeisterschaften LG in St-Maurice 08.02.2020

Junioren/Juniors Kat/Cat E

Qualifikation

WNNM/CVAR	Name	Vorname	Jg/Naiss	Sektion	1	2	3	4	Total	10*
1	Brunner	Cyril	2000	SSV Briglina	101.3	98.5	97.0	99.9	396.7	15
2	Stoffel	Enrico	2000	Visp-Eyholz	98.2	94.4	98.0	95.7	386.3	13
3	Voutaz	Inès	2002	Orsières	90.2	87.9	96.9	101.3	376.3	10
4	Johner	Flavio	2002	SSV Briglina	92.4	99.4	89.4	92.1	373.3	9
5	Schaller	Jonas	2002	SSV Briglina	92.4	90.9	89.9	94.6	367.8	6
6	Kalbermatt	Celina	2003	SSV Briglina	98.5	90.3	97.4	94.5	380.7	13
7										
8	Maret	Loïs	2003	Bagnes	81.4	87.0	83.2	88.0	339.6	1
9	Santos	Sara	2002	Villageoise	83.2	78.8	88.4	90.7	341.1	4
10	Corthay	Julien	2002	Bagnes	89.0	92.7	90.1	86.6	358.4	2

Rangliste/Classement

Rang	Nom	Prénom	Quali Tot
1	Brunner	Cyril	396.7
2	Stoffel	Enrico	386.3
3	Kalbermatt	Celina	380.7
4	Voutaz	Inès	376.3
5	Johner	Flavio	373.3
6	Schaller	Jonas	367.8
7	Corthay	Julien	358.4
8	Santos	Sara	341.1
9	Maret	Loïs	339.6
10			



Championnat Valaisanne FAC à St-Maurice 08.02.2020

Wallisermeisterschaften LG in St-Maurice 08.02.2020

Final

Kat./Cat.

JUN E

Stand	Name	Vorname	1. Serie	1.+2. S.	11	12	ZT	13	14	ZT	15	16	ZT	17	18	ZT	19	20	ZT	21	22	ZT	23	24	Total
1	Brunner	Cyril	49.2	98.6	10.5	10.2	119.3	9.9	10.7	139.9	10.6	9.3	159.8	9.4	10.6	179.8	9.6	9.8	199.2	10.3	9.4	218.9	10.0	9.4	238.3
2	Stoffel	Enrico	46.1	96.0	10.1	9.1	115.2	10.9	10.0	136.1	9.7	9.3	155.1	9.6	9.2	173.9	9.0	9.0	191.9	9.9	10.6	212.4	8.0	8.6	229.0
3	Kalbermatter	Celina	46.3	93.1	9.8	9.7	112.6	9.2	9.3	131.1	10.5	10.0	151.6	9.8	8.7	170.1	9.3	10.0	189.4	0.0	0.0	189.4	0.0	0.0	189.4
4	Voutaz	Inès	47.6	95.2	10.5	9.2	114.9	9.6	9.6	134.1	9.7	9.5	153.3	9.9	10.3	173.5	7.1	9.2	189.8	9.6	10.6	210.0	0.0	0.0	210.0
5	Johner	Flavio	44.0	91.8	7.9	7.9	107.6	9.8	10.0	127.4	0.0	0.0	127.4	0.0	0.0	127.4	0.0	0.0	127.4	0.0	0.0	127.4	0.0	0.0	127.4
6	Schaller	Jonas	47.6	94.3	9.2	9.7	113.2	9.9	10.7	133.8	9.0	7.2	150.0	8.2	10.1	168.3	0.0	0.0	168.3	0.0	0.0	168.3	0.0	0.0	168.3
7	Corthay	Julien	44.8	89.7	9.2	10.3	109.2	9.4	10.2	128.8	9.7	9.7	148.2	0.0	0.0	148.2	0.0	0.0	148.2	0.0	0.0	148.2	0.0	0.0	148.2
8	Santos	Sara	41.0	67.7	9.2	10.7	87.6	0.0	0.0	87.6	0.0	0.0	87.6	0.0	0.0	87.6	0.0	0.0	87.6	0.0	0.0	87.6	0.0	0.0	87.6

Schlussrangliste/Classement

Rang	Name	Vorname	Total
1	Brunner	Cyril	238.3
2	Stoffel	Enrico	229.0
3	Voutaz	Inès	210.0
4	Kalbermatter	Celina	189.4
5	Schaller	Jonas	168.3
6	Corthay	Julien	148.2
7	Johner	Flavio	127.4
8	Santos	Sara	87.6

SHOT OFF

Name/Nom	Vorname/Prénom	1.Sho	2.Sho	3.Shot	4.Sho	5.Sho	6.Shot	7.Sho	8.Sho	9.Shot	10.S.	11.S.	Total Mas.
Brunner	Cyril												238.3
Stoffel	Enrico												229.0
Kalbermatten	Celina												189.4
Voutaz	Inès												210.0
Johner	Flavio												127.4
Schaller	Jonas												168.3
Corthay	Julien												148.2
Santos	Sara												87.6



F.S.V.T.

W.S.S.V.


FAC - LG

Fédération Sportive Valaisanne de Tir

Walliser Schiess Sport Verband

Carabine 10m - Gewehr 10m

CVAR WNIJM 2019-2020



5 TOURS - QUALIFICATIONS

5 AUSSCHIEDUNGEN-RUNDEN

RAIFFEISEN
Mischabel-Matterhorn



Walliser Nachwuchsmeisterschaft 2019/20 LG

Championnat valaisan de la relève 2019/20 FAC

KAT A - fixe Auflage

CAT A - appui fixe

NOM NAME	Prénom Vorname	Année Jahrgang	Société Verein	TOTAL	Résultats du 1er tour Resultate 1. Runde			Résultats du 2ème tour Resultate 2. Runde			Résultats du 3ème tour Resultate 3. Runde			Résultats du 4ème tour Resultate 4. Runde			Résultats du 5ème tour Resultate 5. Runde			Plus petite passe Kleinste Passe tours 1 à 5
					A	B	A+B	A	B	A+B	A	B	A+B	A	B	A+B	A	B	A+B	
1	Bammatter	Ben-Luis	2008 Visp-Eyholz	750	94	92	186	93	91	184	95	91	186	93	93	186	98	94	192	184
2	Collaud	Anna	2009 Visp-Eyholz	737	95	91	186	93	91	184	90	91	181	92	94	186	88	92	180	180
3	Mazotti	Lena	2009 Visp-Eyholz	716	89	87	176	93	89	182	92	86	178	90	88	178	90	88	178	176
4	Richter	Michele	2008 SSV Briglina	693	85	87	172	89	90	179	88	88	176	81	84	165	82	84	166	165
5	Berthoud	Mathis	2008 Val-d'Illeiez	682	90	89	179	83	85	168	85	82	167	80	81	161	91	77	168	161
6	Tornay	Mathias	2009 Orsières	666	83	79	162	82	68	150	86	87	173	86	78	164	86	81	167	150
7	Corthay	Louis	2009 Bagnes	664	91	83	174	66	79	145	87	74	161	87	75	162	80	87	167	145
8	Tornay	Tom	2009 Orsières	648	82	76	158	76	74	150	82	84	166	72	81	153	82	89	171	150
9	Rezvani	Rajan	2009 Val-d'Illeiez	626	85	85	170	66	77	143	84	84	168	78	63	141	72	73	145	141
10	Ferrari	Chris	2009 Orsières	579	79	85	164	61	63	124	64	76	140	65	50	115	81	70	151	115
11	Vloebergs	Louis	2009 Val-d'Illeiez	574	84	74	158	76	71	147	65	63	128	74	67	141	63	66	129	129
12	Wiget	Estelle	2009 Orsières	570	65	70	135	72	64	136	70	64	134	76	72	148	79	73	152	135
13	Cadar	Mateo	2008 Val-d'Illeiez	536	72	64	136	59	67	126	61	69	130	56	56	112	62	82	144	112
14	Decourt	Léonard	2008 Val-d'Illeiez	531	74	65	139	63	69	132	64	67	131	65	64	129	0	0	0	0
15	Perrin	Emilien	2008 Val-d'Illeiez	506	75	58	133	57	46	103	0	131	131	65	61	126	68	48	116	103
16	Duay	Romain	2009 Orsières	446	45	58	103	29	59	88	58	24	82	59	55	114	72	75	147	88
17	Chouchane	Modi	2009 Val-d'Illeiez	401	74	70	144	67	68	135	0	0	0	66	56	122	53	56	109	109
18	Ducommun	Timéo	2009 Val-d'Illeiez	394	60	57	117	56	55	111	0	0	0	74	66	140	70	67	137	111
19	Virgo	Louis	2009 Val-d'Illeiez	380	66	38	104	59	41	100	0	0	0	66	75	141	63	72	135	100



Walliser Nachwuchsmeisterschaft 2019/20 LG

Championnat valaisan de la relève 2019/20 FAC

KAT B - lose Auflage
CAT B - appui mobile

NOM NAME	Prénom Vorname	année Jahrgang	Société Verein	TOTAL	Résultats du 1er tour			Résultats du 2ème tour			Résultats du 3ème tour			Résultats du 4ème tour			Résultats du 5ème tour			Passe la plus petite Kleinste Passe tours 1 à 5	
					Resultate 1. Runde			Resultate 2. Runde			Resultate 3. Runde			Resultate 4. Runde			Resultate 5. Runde				
					A	B	A+B	A	B	A+B	A	B	A+B	A	B	A+B	A	B	A+B		
1	Bellwald	Amelie	2007	Visp-Eyholz	684	94	85	179	87	82	169	83	88	171	87	78	165	81	80	161	161
2	Schers	Coralie	2007	Orsières	671	82	77	159	89	79	168	87	85	172	77	89	166	82	83	165	159
3	Saillen	Dorian	2007	Val-d'Illeiez	669	82	81	163	80	75	155	83	82	165	85	87	172	85	84	169	155
4	Voutaz	Maxime	2007	Orsières	658	74	85	159	77	72	149	85	87	172	79	86	165	83	79	162	149
5	Davoli	Ilan	2006	Orsières	656	87	81	168	81	76	157	84	74	158	82	73	155	85	88	173	155
6	Corthay	Hélène	2006	Bagnes	643	85	74	159	73	78	151	81	85	166	62	82	144	82	85	167	144
7	Wiget	Rachel	2006	Orsières	623	73	77	150	83	81	164	78	71	149	79	78	157	79	74	153	150
8	Kalbermatter	Michael	2007	Visp-Eyholz	615	72	75	147	55	66	121	82	73	155	83	76	159	75	79	154	121
9	Coppey	Chris	2006	Orsières	607	74	74	148	73	76	149	76	90	166	61	75	136	68	76	144	136
10	Duay	Kilian	2007	Orsières	601	82	71	153	86	69	155	75	77	152	63	76	139	70	71	141	139
11	Tala	Dyglan	2008	Bagnes	598	81	70	151	76	75	151	76	66	142	81	73	154	73	75	148	148
12	Pellouchoud	Yanis	2006	Orsières	569	70	78	148	55	75	130	66	79	145	71	65	136	68	72	140	130
13	Steffen	Alessio	2006	SSV Briglina	538	69	70	139	71	64	135	39	68	107	77	80	157	0	0	0	0
14	Dos Santos	Léna	2006	La Villageoise	530	55	72	127	55	73	128	66	74	140	65	67	132	66	64	130	127
15	Witschard	Kevan	2006	La Villageoise	498	56	74	130	57	65	122	47	63	110	77	59	136	55	51	106	106
16	Alter	Nolan	2007	Bagnes	494	66	60	126	55	76	131	44	58	102	68	63	131	65	65	130	126
17	Fellay	Martin	2008	Bagnes	486	58	54	112	72	71	143	54	61	115	63	52	115	55	58	113	112
18	Clément	Alain	2007	Val-d'Illeiez	364	63	71	134	64	57	121	0	0	0	53	54	107	56	53	109	107



Walliser Nachwuchsmeisterschaft 2019/20 LG

Championnat valaisan de la relève 2019/20 FAC

KAT C - stehend frei

CAT C - debout libre

Rang	NOM NAME	Prénom Vorname	année Jahrgang	Société Verein	TOTAL	Résultats du 1er tour Resultate 1. Runde			Résultats du 2ème tour Resultate 2. Runde			Résultats du 3ème tour Resultate 3. Runde			Résultats du 4ème tour Resultate 4. Runde			Résultats du 5ème tour Resultate 5. Runde			Passe la plus petite Kleinste Passe tours 1 à 5
						A	B	A+B	A	B	A+B	A	B	A+B	A	B	A+B	A	B	A+B	
1	Kolloeffel	Gwendolyn	2006	NJC	731	0	177	177	0	172	172	94	89	183	91	97	188	94	89	183	172
2	Kalbermatten	Quirin	2007	Visp-Eyholz	613	56	73	129	73	82	155	76	77	153	82	83	165	82	58	140	129
3	Trombert	Matthias	2006	Val-d'Illicz	578	75	63	138	68	76	144	65	79	144	70	77	147	63	80	143	138
4	Savioz	Noé	2005	La Villageoise	536	52	44	96	65	68	133	63	65	128	74	73	147	60	68	128	96
5	Ecoeur	Joachim	2007	Val-d'Illicz	520	63	68	131	73	64	137	65	64	129	63	60	123	42	45	87	87



Walliser Nachwuchsmeisterschaft 2019/20 LG

Championnat valaisan de la relève 2019/20 FAC

KAT D - stehend frei

CAT D - debout libre

NOM NAME	Prénom Vorname	année Jahrgang	Société Verein	TOTAL	Résultats du 1er tour Resultate 1. Runde			Résultats du 2ème tour Resultate 2. Runde			Résultats du 3ème tour Resultate 3. Runde			Résultats du 4ème tour Resultate 4. Runde			Résultats du 5ème tour Resultate 5. Runde			Passe la plus petite Kleinste Passe tours 1 à 5	
					A	B	A+B	A	B	A+B	A	B	A+B	A	B	A+B	A	B	A+B		
1	Joris	Célia	2004	Orsières	747	92	96	188	96	96	192	91	90	181	91	93	184	91	95	186	184
2	Kalbermatten	Julia	2005	Visp-Eyholz	714	88	91	179	90	90	180	84	90	174	90	88	178	89	92	181	178
3	Vogel	Malorie	2004	NJC	706	0	155	155	0	172	172	85	84	169	91	90	181	93	91	184	155
4	Willisch	Nicola	2004	SSV Briglina	688	88	86	174	86	86	172	88	84	172	85	85	170	84	83	167	167
5	Voutaz	Anaïs	2004	Orsières	680	84	81	165	70	89	159	89	89	178	87	86	173	79	85	164	159
6	Kalbermatten	Nicola	2005	SSV Briglina	680	85	84	169	84	88	172	83	87	170	81	88	169	81	88	169	169
7	Dos Santos	Sara	2002	La Villageoise	675	85	83	168	83	82	165	86	86	172	81	83	164	84	86	170	164
8	Noti	Luca	2004	FS-Staldenried	667	77	89	166	0	0	0	86	80	166	86	87	173	79	83	162	0
9	Deladoey	Quentin	2005	NJC	662	0	159	159	0	161	161	80	83	163	83	90	173	84	81	165	159
10	Richter	Svenja	2005	SSV Briglina	606	54	58	112	69	75	144	61	69	130	81	86	167	88	77	165	112
11	Jacquemoud	Jonas	2004	NJC	594	0	145	145	0	119	119	77	74	151	74	75	149	75	74	149	119
12	Tornay	Joshua	2004	Orsières	578	70	72	142	71	72	143	76	73	149	71	73	144	73	69	142	142
13	Manz	Matteo	2005	Visp-Eyholz	500	45	53	98	57	47	104	72	70	142	61	63	124	58	72	130	98
14	Bellwald	Matteo	2005	Visp-Eyholz	444	71	74	145	79	81	160	76	63	139	0	0	0	0	0	0	0
15	Künzle	Andrin	2005	Visp-Eyholz	403	63	68	131	62	76	138	56	78	134	0	0	0	0	0	0	0
16	Niederberger	Lukas	2004	FS-Staldenried	383	64	60	124	0	0	0	0	0	0	66	65	131	56	72	128	0
17	Andenmatten	Jan	2004	FS-Staldenried	241	0	0	0	0	0	0	0	0	0	70	49	119	54	68	122	0



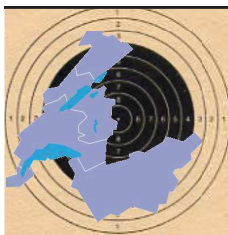
Walliser Nachwuchsmeisterschaft 2019/20 LG

Championnat valaisan de la relève 2019/20 FAC

KAT E - stehend frei

CAT E - debout libre

	Nom	Prénom Vorname	année Jahrgang	Société Verein	TOTAL	Résultats du 1er tour			Résultats du 2ème tour			Résultats du 3ème tour			Résultats du 4ème tour			Résultats du 5ème tour			Passe la plus petite Kleinste Passe tours 1 à 5
						Resultate 1. Runde			Resultate 2. Runde			Resultate 3. Runde			Resultate 4. Runde			Resultate 5. Runde			
						A	B	A+B	A	B	A+B	A	B	A+B	A	B	A+B	A	B	A+B	
1	Brunner	Cyril	2000	SSV Briglina	768	97	96	193	93	97	190	93	96	189	99	97	196	93	96	189	189
2	Schnyder	Lucil	2001	SSV Briglina	759	97	98	195	0	190	190	90	94	184	93	96	189	94	96	190	189
3	Stoffel	Enrico	2000	Visp-Eyholz	749	93	91	184	92	93	185	96	90	186	92	93	185	97	96	193	184
4	Voutaz	Inès	2002	Orsières	742	93	94	187	89	96	185	92	94	186	88	96	184	91	87	178	178
5	Johner	Flavio	2002	SSV Briglina	734	93	87	180	89	93	182	91	94	185	92	88	180	94	93	187	180
6	Schaller	Jonas	2002	SSV Briglina	731	89	91	180	88	87	175	94	91	185	91	89	180	91	95	186	175
7	Kalbermatten	Celina	2003	SSV Briglina	716	86	86	172	91	86	177	87	88	175	89	93	182	92	90	182	172
8	Willisch	Gioia	2003	SSV Briglina	712	82	86	168	89	87	176	86	91	177	89	89	178	93	88	181	168
9	Abgottspon	Florian	2000	FS-Staldenried	698	87	92	179	86	91	177	83	86	169	91	82	173	86	79	165	165
10	Zurbriggen	Kevin	2001	FS-Staldenried	684	88	79	167	74	76	150	85	85	170	85	89	174	88	85	173	150
11	Kenzelmann	Rafael	2003	Visp-Eyholz	677	87	88	175	82	91	173	82	76	158	89	82	171	86	84	170	170
12	Maret	Loïs	2003	Bagnes	676	79	79	158	86	76	162	86	84	170	90	82	172	88	84	172	158
13	Terrettaz	Damien	2003	Bagnes	670	83	86	169	84	83	167	76	89	165	88	81	169	79	85	164	164
14	Corthay	Julien	2002	Bagnes	645	85	73	158	85	85	170	74	79	153	79	85	164	78	79	157	157
15	Abbet	Axel	2002	Bagnes	626	67	82	149	67	68	135	79	84	163	73	88	161	74	79	153	135
16	Hosennen	Kevin	2002	SSV Briglina	624	73	78	151	72	82	154	77	71	148	73	87	160	86	76	162	151
17	Dumoulin	Mathieu	2002	Bagnes	613	74	70	144	76	72	148	77	84	161	69	76	145	82	77	159	144
18	Parker	Ewan	2003	NJC	571	0	144	144	0	117	117	65	75	140	76	88	164	71	52	123	117



MATCH ROMAND 10M



VS

GE

VD

JU

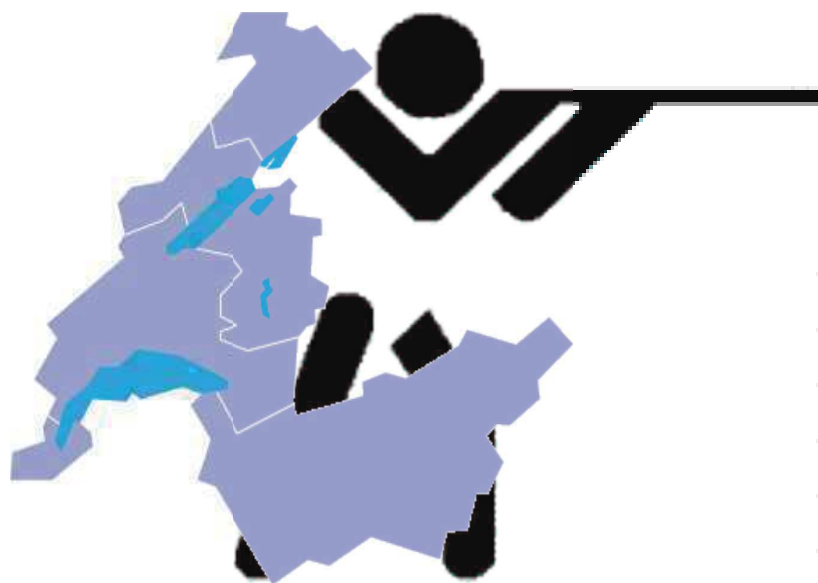
NE

JB

FR

- 2020 -

39^{EME} - FAC



RESULTATS

C10M

PORRENTROY

25.01.20

ORGANISATION

FJT



MATCH ROMAND C10M

PORRENTROY / 25.01.20



TEAM

CAT. ELITE (GENERAL)

Rg	Nom	Cat	1	2	3	4	5	6	Total	Rem.
1.	FRIBOURG - 1								1'837.4	
	RIEDO Sven	EI	103.8	102.7	103.3	100.3	104.0	104.3	618.4	
	DUFAUX Gilles	EI	102.4	104.0	101.3	101.4	101.9	102.6	613.6	
	GROSS Muriel	EI	101.8	101.3	102.6	99.9	101.2	98.6	605.4	
2.	JURA - 1								1'819.7	
	FRUND Robin	EI	103.3	102.3	104.5	102.2	102.2	100.5	615.0	
	GOGNIAT Audrey	U19	100.6	102.5	102.2	101.6	103.3	101.2	611.4	
	NOBS Gauthier	U21	97.2	101.4	96.2	99.9	99.7	98.9	593.3	
3.	VAUD - 1								1'815.7	
	OGUEY Mélissa	EI	102.8	101.9	104.3	101.6	101.4	98.9	610.9	
	STEINER Alicia	EI	101.3	101.5	101.0	103.0	100.4	102.3	609.5	
	DECAILLET Corentin	EI	95.1	100.8	97.5	104.0	98.3	99.6	595.3	
4.	FRIBOURG - 2								1'792.3	
	ROSSIER François	EI	100.1	101.4	100.2	100.5	99.1	103.2	604.5	
	ROHRBASSER Ludovic	EI	97.3	95.7	102.3	97.9	99.5	102.3	595.0	
	SCHWEIZER Dominique	Sen	98.0	98.3	98.8	100.2	98.6	98.9	592.8	
5.	GENEVE								1'785.3	
	SCHWAGER Nicolas	Sen	96.6	98.5	99.4	101.4	100.0	104.0	599.9	
	LÜTHI Tessa	EI	98.1	99.0	101.1	97.7	99.0	100.7	595.6	
	HARTMANN Patrick	EI	97.2	98.1	99.0	100.3	96.8	98.4	589.8	
6.	VAUD - 2								1'779.6	
	RYSER Anne-Claude	EI	101.7	100.8	99.7	100.3	100.9	101.4	604.8	
	RIME Guillaume	EI	99.7	101.0	96.8	98.1	99.8	101.2	596.6	
	ZUFFEREY Christian	Sen	93.8	98.2	97.6	96.8	96.5	95.3	578.2	
7.	NEUCHATEL								1'766.6	
	BAUMANN Stéphane	EI	101.8	101.0	100.3	100.9	97.3	96.7	598.0	
	DELABAYS Louis	EI	98.9	97.8	98.9	98.8	97.2	95.7	587.3	
	MAST Patrick	EI	95.0	97.1	95.7	95.7	95.6	102.2	581.3	
8.	VALAIS								1'761.9	
	BRUNNER Cyril	U21	100.8	99.4	96.3	100.9	98.4	99.5	595.3	
	LOVEY Johnny	EI	100.0	98.1	97.3	97.7	102.3	98.7	594.1	
	ZURBRIGGEN Lothar	Sen	96.9	98.3	92.6	93.2	95.4	96.1	572.5	

TEAM

CAT. ELITE (GENERAL)

Rg	Nom	Cat	1	2	3	4	5	6	Total	Rem.
9.	JURA - 2								1'740.7	
	KELLER Janina	El	99.9	100.8	102.0	97.5	101.9	97.4	599.5	
	VON KÄNEL Jean-Pierre	Sen	96.7	96.2	98.6	95.6	93.9	93.0	574.0	
	MERCIER Bastien	El	96.6	93.4	90.6	91.4	96.8	98.4	567.2	
10.	JURA BERNOIS								1'737.8	
	CARREL Romain	U21	96.0	95.7	97.9	102.2	98.9	100.1	590.8	
	GERBER Pierre	Sen	94.7	95.1	93.5	96.2	97.7	98.4	575.6	
	CRIBLEZ Frédéric	El	93.7	96.5	95.4	93.1	94.5	98.2	571.4	



MATCH ROMAND C10M

PORRENTROY / 25.01.20



INDIVIDUEL

CAT. ELITE (GENERAL)

Rg	Nom	Cat	Ct	1	2	3	4	5	6	Total	Rem.
1.	RIEDO Sven	El	FR	103.8	102.7	103.3	100.3	104.0	104.3	618.4	
2.	FRUND Robin	El	JU	103.3	102.3	104.5	102.2	102.2	100.5	615.0	
3.	DUFAUX Gilles	El	FR	102.4	104.0	101.3	101.4	101.9	102.6	613.6	
4.	GOGNIAT Audrey	U19	JU	100.6	102.5	102.2	101.6	103.3	101.2	611.4	
5.	OGUEY MéliSSa	El	VD	102.8	101.9	104.3	101.6	101.4	98.9	610.9	
6.	STEINER Alicia	El	VD	101.3	101.5	101.0	103.0	100.4	102.3	609.5	
7.	GROSS Muriel	El	FR	101.8	101.3	102.6	99.9	101.2	98.6	605.4	
8.	RYSER Anne-Claude	El	VD	101.7	100.8	99.7	100.3	100.9	101.4	604.8	
9.	ROSSIER François	El	FR	100.1	101.4	100.2	100.5	99.1	103.2	604.5	
10.	SCHWAGER Nicolas	Sen	GE	96.6	98.5	99.4	101.4	100.0	104.0	599.9	
11.	KELLER Janina	El	JU	99.9	100.8	102.0	97.5	101.9	97.4	599.5	
12.	BAUMANN Stéphane	El	NE	101.8	101.0	100.3	100.9	97.3	96.7	598.0	
13.	RIME Guillaume	El	VD	99.7	101.0	96.8	98.1	99.8	101.2	596.6	
14.	LÜTHI Tessa	El	GE	98.1	99.0	101.1	97.7	99.0	100.7	595.6	
15.	DECAILLET Corentin	El	VD	95.1	100.8	97.5	104.0	98.3	99.6	595.3	
16.	BRUNNER Cyril	U21	VS	100.8	99.4	96.3	100.9	98.4	99.5	595.3	
17.	ROHRBASSER Ludovic	El	FR	97.3	95.7	102.3	97.9	99.5	102.3	595.0	
18.	LOVEY Johnny	El	VS	100.0	98.1	97.3	97.7	102.3	98.7	594.1	
19.	NOBS Gauthier	U21	JU	97.2	101.4	96.2	99.9	99.7	98.9	593.3	
20.	SCHWEIZER Dominique	Sen	FR	98.0	98.3	98.8	100.2	98.6	98.9	592.8	
21.	CARREL Romain	U21	JB	96.0	95.7	97.9	102.2	98.9	100.1	590.8	
22.	RUCHTI Michel	Sen	FR	96.3	98.9	96.8	97.5	98.7	102.3	590.5	
23.	HARTMANN Patrick	El	GE	97.2	98.1	99.0	100.3	96.8	98.4	589.8	
24.	DELABAYS Louis	El	NE	98.9	97.8	98.9	98.8	97.2	95.7	587.3	
25.	MAST Patrick	El	NE	95.0	97.1	95.7	95.7	95.6	102.2	581.3	
26.	ZUFFEREY Christian	Sen	VD	93.8	98.2	97.6	96.8	96.5	95.3	578.2	
27.	GERBER Pierre	Sen	JB	94.7	95.1	93.5	96.2	97.7	98.4	575.6	
28.	VON KÄNEL Jean-Pierre	Sen	JU	96.7	96.2	98.6	95.6	93.9	93.0	574.0	
29.	ZURBRIGGEN Lothar	Sen	VS	96.9	98.3	92.6	93.2	95.4	96.1	572.5	
30.	CRIBLEZ Frédéric	El	JB	93.7	96.5	95.4	93.1	94.5	98.2	571.4	
31.	MERCIER Bastien	El	JU	96.6	93.4	90.6	91.4	96.8	98.4	567.2	
32.	SOMMER André	Sen	JB	93.2	95.5	92.3	95.9	93.4	94.7	565.0	
33.	CARREL Jean-François	Sen	JB	91.9	95.8	90.5	94.5	87.9	96.7	557.3	



MATCH ROMAND C10M

SUISSE-ROMANDE / HIVER 19-20



TEAM

CAT. JUNIORS

Rg	Nom	Cat	1	2	3	4	5	6	Total	Rem.
1.	GENEVE - 1								1'806.5	
	KOCHER Jennifer	U19	102.7	103.4	103.7	102.5	103.3	104.1	619.7	
	DUCHOUD Mégane	U21	98.3	101.0	99.5	99.0	97.2	99.6	594.6	
	CROTTET Bartholomé	U17	97.7	99.0	100.2	101.6	95.1	98.6	592.2	
2.	FRIBOURG - 1								1'797.8	
	RIEDO Jasmin	U21	98.1	98.9	100.2	99.6	101.8	101.1	599.7	
	STURNY Lea	U17	100.6	101.7	99.4	98.2	99.0	100.6	599.5	
	MAAG Simon	U21	97.8	100.5	97.1	100.4	101.6	101.2	598.6	
3.	VAUD								1'787.2	
	SCUDERI Giulia	U21	99.8	103.0	101.4	101.9	102.2	101.2	609.5	
	SPICHER Gina	U19	104.4	99.5	97.9	98.0	100.2	96.7	596.7	
	MATHYS Manon	U19	95.9	93.1	93.9	100.1	98.2	99.8	581.0	
4.	GENEVE - 2								1'779.0	
	PILET Johann	U21	98.1	97.6	100.3	100.3	101.7	102.1	600.1	
	UNGARELLI Sabrina	U21	96.7	98.9	100.1	97.8	101.8	98.8	594.1	
	CROTTET Charlène	U21	93.7	94.1	99.0	99.6	98.8	99.6	584.8	
5.	FRIBOURG - 2								1'775.3	
	BAERISWYL Yanik	U19	98.1	99.2	99.1	100.0	98.2	99.3	593.9	
	STURNY tina	U19	101.6	101.0	100.4	101.3	97.5	91.4	593.2	
	TERREAUX Sara	U19	93.6	100.6	97.6	100.3	100.9	95.2	588.2	
6.	FRIBOURG - 3								1'745.8	
	PITTET Maëlle	U19	94.1	99.8	94.3	96.1	98.5	101.2	584.0	
	COTTING Julien	U19	97.6	99.4	97.3	98.1	97.0	94.4	583.8	
	PICCAND Arnaud	U17	95.4	94.0	96.8	96.5	98.7	96.6	578.0	
7.	VALAIS - 1								1'730.8	
	SCHALLER Jonas	U19	99.0	98.1	99.0	100.4	93.7	96.6	586.8	
	KALBERMATTEN Celina	U19	95.2	99.7	98.5	97.1	93.7	97.9	582.1	
	JOHNER Flavio	U19	92.6	92.7	95.3	93.9	93.7	93.7	561.9	

TEAM

CAT. JUNIORS

Rg	Nom	Cat	1	2	3	4	5	6	Total	Rem.
8.	JURA								1'725.4	
	ALBIERTZ Kilian	U21	96.6	96.1	98.8	98.3	100.0	98.2	588.0	
	LAVILLE Kilian	U21	94.9	97.8	96.5	100.2	98.8	95.3	583.5	
	STETTLER Oriane	U17	83.3	92.5	96.2	86.6	96.9	98.4	553.9	
9.	FRIBOURG - 4								1'700.8	
	HÜGLI Robin	U21	97.0	96.3	96.7	97.9	95.7	91.6	575.2	
	MAAG Mélissa	U17	92.9	95.4	96.7	94.7	93.0	94.0	566.7	
	SCHWEIZER Mathias	U19	95.1	88.7	93.7	93.2	99.1	89.1	558.9	
10.	VALAIS - 2								1'650.5	
	WILLISCH Gioia	U19	92.5	96.2	92.7	94.2	91.5	91.2	558.3	
	WILLISCH Nicola	U17	90.5	90.0	90.3	100.1	91.0	95.0	556.9	
	KALBERMATTEN Nicola	U17	81.9	90.1	86.1	88.9	92.1	96.2	535.3	



MATCH ROMAND C10M

SUISSE-ROMANDE / HIVER 19-20



INDIVIDUEL

CAT. JUNIORS

Rg	Nom	Cat	Ct	1	2	3	4	5	6	Total	Rem.
1.	KOCHER Jennifer	U19	GE	102.7	103.4	103.7	102.5	103.3	104.1	619.7	
2.	SCUDERI Giulia	U21	VD	99.8	103.0	101.4	101.9	102.2	101.2	609.5	
3.	PILET Johann	U21	GE	98.1	97.6	100.3	100.3	101.7	102.1	600.1	
4.	RIEDO Jasmin	U21	FR	98.1	98.9	100.2	99.6	101.8	101.1	599.7	
5.	STURNY Lea	U17	FR	100.6	101.7	99.4	98.2	99.0	100.6	599.5	
6.	MAAG Simon	U21	FR	97.8	100.5	97.1	100.4	101.6	101.2	598.6	
7.	SPICHER Gina	U19	VD	104.4	99.5	97.9	98.0	100.2	96.7	596.7	
8.	DUCHOUD Mégane	U21	GE	98.3	101.0	99.5	99.0	97.2	99.6	594.6	
9.	UNGARELLI Sabrina	U21	GE	96.7	98.9	100.1	97.8	101.8	98.8	594.1	
10.	BAERISWYL Yanik	U19	FR	98.1	99.2	99.1	100.0	98.2	99.3	593.9	
11.	STURNY tina	U19	FR	101.6	101.0	100.4	101.3	97.5	91.4	593.2	
12.	CROTTET Bartholomé	U17	GE	97.7	99.0	100.2	101.6	95.1	98.6	592.2	
13.	TERREAUX Sara	U19	FR	93.6	100.6	97.6	100.3	100.9	95.2	588.2	
14.	ALBIERTZ Kilian	U21	JU	96.6	96.1	98.8	98.3	100.0	98.2	588.0	
15.	SCHALLER Jonas	U19	VS	99.0	98.1	99.0	100.4	93.7	96.6	586.8	
16.	CROTTET Charlène	U21	GE	93.7	94.1	99.0	99.6	98.8	99.6	584.8	
17.	PITTET Maëlle	U19	FR	94.1	99.8	94.3	96.1	98.5	101.2	584.0	
18.	COTTING Julien	U19	FR	97.6	99.4	97.3	98.1	97.0	94.4	583.8	
19.	LAVILLE Kilian	U21	JU	94.9	97.8	96.5	100.2	98.8	95.3	583.5	
20.	JORIS Célia	U19	VS	96.1	98.8	99.0	95.1	94.6	99.1	582.7	
21.	KALBERMATTEN Celina	U19	VS	95.2	99.7	98.5	97.1	93.7	97.9	582.1	
22.	MATHYS Manon	U19	VD	95.9	93.1	93.9	100.1	98.2	99.8	581.0	
23.	PICCAND Arnaud	U17	FR	95.4	94.0	96.8	96.5	98.7	96.6	578.0	
24.	HÜGLI Robin	U21	FR	97.0	96.3	96.7	97.9	95.7	91.6	575.2	
25.	MAAG Mélissa	U17	FR	92.9	95.4	96.7	94.7	93.0	94.0	566.7	
26.	JOHNER Flavio	U19	VS	92.6	92.7	95.3	93.9	93.7	93.7	561.9	
27.	SCHWEIZER Mathias	U19	FR	95.1	88.7	93.7	93.2	99.1	89.1	558.9	
28.	WILLISCH Gioia	U19	VS	92.5	96.2	92.7	94.2	91.5	91.2	558.3	
29.	WILLISCH Nicola	U17	VS	90.5	90.0	90.3	100.1	91.0	95.0	556.9	
30.	STETTLER Oriane	U17	JU	83.3	92.5	96.2	86.6	96.9	98.4	553.9	
31.	KALBERMATTEN Nicola	U17	VS	81.9	90.1	86.1	88.9	92.1	96.2	535.3	
32.	HOSENNEN Kevin	U19	VS	85.1	84.5	85.4	89.2	90.0	93.0	527.2	



Schweizer Schiesssportverband
Fédération sportive suisse de tir
Federazione sportiva svizzera di tiro
Federaziun svizra dal sport da tir

Lidostrasse 6
CH-6006 Luzern
+41 41 418 00 10
info@swissshooting.ch



www.swissshooting.ch

34. Final

**Schweizer Verbandsmatch Gewehr 10m
Junioren und Elite**

34^e Finale

**Match inter-fédérations carabine 10m
Juniors et Elite**

34° Finale

**Match interfederativo fucile 10m
Juniore e Elite**

2020

Rangliste - Classement - Classifica

Mehrzweckhalle des Waffenplatzes Bern, 1. März 2020

polytronic

Your aim is our target



PARTNER & AUSRÜSTER

OFFIZIELLE PARTNER



Heineken Switzerland AG
www.heineken.com



Versicherungen
www.helsana.ch



Munition
www.ruag.ch



Trefferanzeigesysteme
www.sius.ch



Schweizer Armee
www.armee.ch



Your aim is our target
Trefferanzeigesysteme
www.polytronic.ch



accuracy defined
Munition
www.eley.co.uk

OFFIZIELLE AUSRÜSTER



Munition
www.rws-munition.de



Munition
www.norma.cc



Auszeichnungen
www.a-bender.de



Schiessbrillen
www.champion-brillen.ch



Druckerei, Schiess-Scheiben
www.kromer.ch



Schiessbekleidung
www.truttmann.ch



Hörschutzberatung
www.hoerschutzberatung.ch



Versicherungen
www.mobiliar.ch



Sportbekleidung
www.erima.ch



bestickt.ch bedruckt.ch
Stickereien, Textildruck und
Werbeartikel
www.alltex.ch



Schiessbrillen
www.gerwer.ch



Druckerei
www.merkurdruck.ch

GÖNNER UND DONATOREN



Gönnervereinigung
www.schuetzen-goenner.ch



100er Club
www.schuetzen-goenner.ch

Schweizer Verbandsmatch 2020

10m Gewehr in Bern

Verbandsmatch Elite

Rang	Durchschnitt	Passentotale						Verband	Schützen		
		Einzelresultate / Passen									
1	616.433	918.9	927.0	927.0	925.0	925.3	924.7	Ostschweiz			
	626.2	103.1	104.7	104.1	104.3	105.1	104.9	Brühwiler Myriam	1989	E	
	621.1	103.0	104.3	105.2	103.5	103.6	101.5	Brühlmann Andrea	1984	E	
	620.7	103.6	103.2	103.9	103.3	104.7	102.0	Alther Christian	1997	E	
	620.0	101.4	103.9	103.4	103.6	104.3	103.4	Schläpfer Barbara	1993	E	
	618.4	101.4	104.2	103.1	103.2	102.1	104.4	Bachmann Pascal	1996	E	
	617.1	102.6	101.5	103.4	101.3	104.2	104.1	Stark Franziska	1999	E	
	615.9	104.9	103.1	101.2	102.7	99.8	104.2	Kübler Nadja	1995	E	
	609.2	99.8	100.7	101.7	102.8	101.3	102.9	Köppel Michael	1996	E	
599.3	99.1	101.4	101.0	100.3	100.2	97.3	Gyger Martin	1985	E		
2	616.386	717.3	720.3	720.2	718.4	720.1	718.4	Zentralschweiz			
	623.1	103.9	105.2	103.8	104.0	103.0	103.2	Schnider Marina	1986	E	
	621.4	103.6	103.2	104.7	103.2	102.9	103.8	Lustenberger Petra	1990	E	
	617.6	102.6	103.1	104.0	104.1	100.8	103.0	Lüscher Manuel	1997	E	
	615.2	100.9	102.8	102.6	102.6	104.0	102.3	Lustenberger Patrik	1992	E	
	613.2	102.5	102.9	100.5	103.2	103.2	100.9	Zihlmann Jean-Claude	1984	E	
	612.7	101.5	100.2	102.0	101.4	103.8	103.8	Wirz Peter	1972	S	
611.5	102.3	102.9	102.6	99.9	102.4	101.4	Loretz Stephan	1969	S		
3	614.050	817.9	812.3	818.8	823.2	819.0	821.2	Zürich			
	622.8	103.8	103.5	103.6	104.1	103.3	104.5	Huber Caspar	1993	E	
	620.5	102.0	103.1	103.3	105.4	103.7	103.0	Guignard Silvia	1974	S	
	615.2	103.7	100.7	103.1	103.5	100.6	103.6	Suremann Lisa	1999	E	
	614.4	99.4	101.7	102.9	103.5	102.1	104.8	Harlacher Renato	1981	E	
	612.9	103.6	102.5	100.7	100.5	102.2	103.4	Baumgartner Joëlle	1994	E	
	609.6	103.8	99.8	102.3	100.5	102.1	101.1	Hoche Thomas	1977	E	
	608.7	101.7	100.4	102.1	102.5	101.7	100.3	Martz Stephan	1984	E	
608.3	99.9	100.6	100.8	103.2	103.3	100.5	Wirth Nadia	1997	E		
4	612.975	1225.3	1225.4	1225.4	1217.4	1229.1	1233.1	Bern			
	622.8	104.3	103.8	103.7	102.7	104.1	104.2	Füglister Fabienne	1992	E	
	619.4	104.1	102.2	103.7	102.3	103.7	103.4	Hollenweger Jan	1994	E	
	619.1	101.6	102.6	104.4	103.0	103.1	104.4	Bösiger Marina	1995	E	
	617.4	103.4	102.8	100.9	102.4	103.7	104.2	Roth Lukas	1999	E	
	616.0	102.1	103.8	103.5	101.3	103.2	102.1	Hornung Sarah	1996	E	
	613.0	101.6	100.1	101.9	102.7	104.0	102.7	Koller Marco	1981	E	
	613.0	103.7	99.8	102.1	100.9	103.9	102.6	Mischler Jasmin	1992	E	
	612.9	101.1	103.4	102.9	102.8	99.3	103.4	Caluori Valentina	1999	E	
	612.6	102.7	102.4	101.4	101.4	99.9	104.8	Senti Anja	1996	E	
	607.0	102.8	101.1	99.6	101.4	100.8	101.3	Staudenmann Michelle	1999	E	
	603.4	100.5	102.9	102.2	97.2	102.1	98.5	Steiner Mirco	1997	E	
599.1	97.4	100.5	99.1	99.3	101.3	101.5	Spahr Olivia	1999	E		

Rang	Durchschnitt	Passentotale						Verband		
	Einzelresultate / Passen							Schützen		
5	612.867	922.5	910.5	917.7	925.0	922.9	917.2	Fribourg		
	624.5	102.6	103.5	104.1	104.1	105.7	104.5	Beyeler Simon	1982	E
	622.6	104.5	103.3	102.9	103.4	104.2	104.3	Beyeler Irene	1985	E
	618.4	105.5	104.0	103.0	101.4	103.7	100.8	Dufaux Gilles	1994	E
	616.7	103.0	103.2	101.0	104.7	100.8	104.0	Poffet Marco	1986	E
	613.2	101.5	101.2	102.9	104.4	100.6	102.6	Gross Muriel	1999	E
	612.9	101.5	100.7	102.2	102.9	102.9	102.7	Limat Bertrand	1991	E
	612.9	104.2	103.2	100.5	101.9	103.2	99.9	Riedo Sven	1999	E
	603.5	100.5	98.6	100.3	103.1	99.8	101.2	Waeber Lauriane	1993	E
591.1	99.2	92.8	100.8	99.1	102.0	97.2	Blanchard Alice	1998	E	
6	609.950	409.2	406.0	407.7	407.2	404.0	405.7	Linth		
	620.1	103.9	104.6	102.8	102.8	103.7	102.3	Züger Muriel	1998	E
	613.6	103.3	103.7	101.8	101.7	101.9	101.2	Peters Renate	1994	E
	607.8	101.3	100.3	103.1	101.2	98.9	103.0	Rogenmoser Ian	1997	E
598.3	100.7	97.4	100.0	101.5	99.5	99.2	Mächler Rolf	1970	S	
7	609.575	399.8	404.4	407.3	411.1	407.4	408.3	Glarus		
	613.0	99.5	103.0	101.6	102.9	104.3	101.7	Eberhard André	1983	E
	610.6	99.5	100.7	101.3	103.4	100.8	104.9	Bellwald Julian	1997	E
	610.1	100.3	101.5	102.9	102.8	101.1	101.5	Landolt Gina	1993	E
604.6	100.5	99.2	101.5	102.0	101.2	100.2	Landolt Tim	1997	E	
8	608.450	600.8	599.9	613.5	610.6	614.8	611.1	Solothurn		
	618.3	101.9	102.4	102.8	103.2	104.7	103.3	Jeger Sina	1994	E
	614.3	102.4	102.1	101.5	100.2	105.2	102.9	Zwald Diana	1994	E
	606.6	97.0	102.0	104.1	102.5	100.6	100.4	Sieber Jacqueline	1991	E
	606.2	99.7	99.3	102.2	103.0	101.6	100.4	Frei Janine	1999	E
	603.5	101.7	95.1	102.7	98.6	102.9	102.5	Graber Beat	1977	E
	601.8	98.1	99.0	100.2	103.1	99.8	101.6	Abrecht Pascal	1993	E
9	606.067	603.9	606.5	604.7	602.0	610.9	608.4	Graubünden		
	621.7	102.8	103.8	102.7	104.0	105.5	102.9	Caluori Carina	1995	E
	610.5	101.2	103.0	101.8	101.7	100.4	102.4	Caviezal Nadja	1994	E
	609.2	102.0	100.8	101.1	99.8	102.5	103.0	Tomaschett Elena	1996	E
	601.9	100.8	100.7	102.1	98.0	99.9	100.4	Tomaschett Nicolas	1992	E
	598.1	97.6	98.9	97.1	100.8	102.7	101.0	Tomaschett Andri	1996	E
595.0	99.5	99.3	99.9	97.7	99.9	98.7	Tomaschett Gianna	1998	E	

Rang	Durchschnitt	Passentotale						Verband		
	Einzelresultate / Passen							Schützen		
10	601.917	602.2	602.8	600.1	601.7	603.8	600.9	Vaud		
	615.0	101.5	102.0	101.8	104.2	102.7	102.8	Oguey Mélissa	1994	E
	614.1	102.5	102.2	103.2	102.0	102.6	101.6	Steiner Alicia	1997	E
	600.6	101.5	101.6	97.8	98.8	100.2	100.7	Ryser Anne-Claude	1977	E
	597.7	98.9	97.9	100.2	99.2	100.4	101.1	Décaillet Corentin	1992	E
	596.0	96.2	99.6	102.4	100.7	100.7	96.4	Rime Guillaume	1992	E
	588.1	101.6	99.5	94.7	96.8	97.2	98.3	Zufferey Christian	1966	S
11	598.200	692.5	700.5	703.4	694.6	696.8	699.6	Aargau		
	614.4	100.1	101.6	101.9	104.5	102.9	103.4	Vesters Sandra	1981	E
	606.8	102.6	101.6	102.9	102.3	101.2	96.2	Frossard Darunee	1995	E
	598.4	96.9	99.3	100.8	99.9	99.3	102.2	Füglister Lukas	1974	S
	596.0	99.2	100.6	99.3	99.9	97.3	99.7	Curschellas Cécile	1994	E
	595.1	101.4	101.7	99.7	95.0	99.6	97.7	Bendig Nicola	1996	E
	594.5	98.9	96.4	101.1	97.9	98.9	101.3	Keller Christiane	1996	E
582.2	93.4	99.3	97.7	95.1	97.6	99.1	Schneider Mirjam	1979	E	
12	598.100	504.9	490.7	492.7	506.5	498.0	497.7	Wallis		
	609.1	104.3	97.7	101.7	101.7	102.3	101.4	Lengen Alexandra	1995	E
	604.6	103.0	98.3	99.4	103.3	98.3	102.3	Martinal Michaël	1991	E
	600.1	99.0	101.3	99.1	99.9	99.9	100.9	Güntert Marc	1987	E
	594.2	99.1	97.2	100.7	99.9	100.1	97.2	Dayer Diane	1985	E
	582.5	99.5	96.2	91.8	101.7	97.4	95.9	Lovey Johnny	1998	E
13	595.820	491.5	496.3	492.9	497.8	500.4	500.2	Ticino		
	608.5	101.9	103.4	99.7	101.4	101.7	100.4	Verdi Michele	1996	E
	608.2	98.8	101.9	101.5	101.2	102.0	102.8	Pandiscia Daniela	1981	E
	594.7	96.7	99.8	98.7	101.1	98.7	99.7	Guerra Omar	1995	E
	585.1	97.3	99.1	93.5	96.9	100.0	98.3	Agustoni Giorgio	1986	E
	582.6	96.8	92.1	99.5	97.2	98.0	99.0	Casari Ylenia	1996	E
14	584.660	489.2	482.7	486.0	489.3	486.6	489.5	Jura		
	602.7	102.0	98.6	100.7	101.9	99.3	100.2	Frund Robin	1996	E
	590.8	98.6	97.2	100.4	98.7	97.4	98.5	Keller Janina	1991	E
	588.8	99.6	100.6	97.7	95.9	98.2	96.8	Daguet Clément	1982	E
	570.6	96.8	90.8	94.1	98.1	94.5	96.3	Bürki Laure	1979	E
	570.4	92.2	95.5	93.1	94.7	97.2	97.7	von Känel Jean-Pierre	1963	S
15	583.980	487.6	490.4	482.2	493.2	485.6	480.9	Basel		
	594.6	99.6	100.1	98.3	98.3	99.9	98.4	Berchtold Lukas	1978	E
	588.5	97.1	99.8	97.9	99.8	97.3	96.6	Degen Jürg	1974	S
	587.7	97.2	99.4	97.0	99.5	98.9	95.7	Bieli Reto	1974	S
	585.5	99.5	97.2	96.7	100.9	95.4	95.8	Stampfli Marco	1990	E
	563.6	94.2	93.9	92.3	94.7	94.1	94.4	Itin Roger	1968	S

Schweizer Verbandsmatch 2020

10m Gewehr in Bern

Einzelrangliste Elite

Rang	Schütze	Jahrgang	Passen						Resultat	Verband	Wohnort
1	Brühwiler Myriam	1989	103.1	104.7	104.1	104.3	105.1	104.9	626.2	Ostschweiz	Mörschwil
2	Beyeler Simon	1982	102.6	103.5	104.1	104.1	105.7	104.5	624.5	Fribourg	Schwarzenburg
3	Schnider Marina	1986	103.9	105.2	103.8	104.0	103.0	103.2	623.1	Zentralschweiz	Ennetmoos
4	Huber Caspar	1993	103.8	103.5	103.6	104.1	103.3	104.5	622.8	Zürich	Meilen
5	Füglister Fabienne	1992	104.3	103.8	103.7	102.7	104.1	104.2	622.8	Bern	Aeschi SO
6	Beyeler Irene	1985	104.5	103.3	102.9	103.4	104.2	104.3	622.6	Fribourg	Schwarzenburg
7	Caluori Carina	1995	102.8	103.8	102.7	104.0	105.5	102.9	621.7	Graubünden	Rhâzüns
8	Lustenberger Petra	1990	103.6	103.2	104.7	103.2	102.9	103.8	621.4	Zentralschweiz	Rothenburg
9	Brühlmann Andrea	1984	103.0	104.3	105.2	103.5	103.6	101.5	621.1	Ostschweiz	Egnach
10	Alther Christian	1997	103.6	103.2	103.9	103.3	104.7	102.0	620.7	Ostschweiz	Grub
11	Guignard Silvia	1974	102.0	103.1	103.3	105.4	103.7	103.0	620.5	Zürich	Zürich
12	Züger Muriel	1998	103.9	104.6	102.8	102.8	103.7	102.3	620.1	Linth	Galgenen
13	Schläpfer Barbara	1993	101.4	103.9	103.4	103.6	104.3	103.4	620.0	Ostschweiz	Gais
14	Hollenweger Jan	1994	104.1	102.2	103.7	102.3	103.7	103.4	619.4	Bern	Belp
15	Bösiger Marina	1995	101.6	102.6	104.4	103.0	103.1	104.4	619.1	Bern	Derendingen
16	Bachmann Pascal	1996	101.4	104.2	103.1	103.2	102.1	104.4	618.4	Ostschweiz	Wila
17	Dufaux Gilles	1994	105.5	104.0	103.0	101.4	103.7	100.8	618.4	Fribourg	Granges-Paccot
18	Jeger Sina	1994	101.9	102.4	102.8	103.2	104.7	103.3	618.3	Solothurn	Nunningen
19	Lüscher Manuel	1997	102.6	103.1	104.0	104.1	100.8	103.0	617.6	Zentralschweiz	Ennetbürgen
20	Roth Lukas	1999	103.4	102.8	100.9	102.4	103.7	104.2	617.4	Bern	Rubigen
21	Stark Franziska	1999	102.6	101.5	103.4	101.3	104.2	104.1	617.1	Ostschweiz	Rorschach
22	Poffet Marco	1986	103.0	103.2	101.0	104.7	100.8	104.0	616.7	Fribourg	Tafers
23	Shajinbat Erdembileg	1968	103.4	105.6	104.8	100.2	101.3	101.0	616.3	Einzel	ZH Adliswil
24	Hornung Sarah	1996	102.1	103.8	103.5	101.3	103.2	102.1	616.0	Bern	Wynigen
25	Kübler Nadja	1995	104.9	103.1	101.2	102.7	99.8	104.2	615.9	Ostschweiz	Gerlikon
26	Suremann Lisa	1999	103.7	100.7	103.1	103.5	100.6	103.6	615.2	Zürich	Mönchaltorf
27	Lustenberger Patrik	1992	100.9	102.8	102.6	102.6	104.0	102.3	615.2	Zentralschweiz	Emmenbrücke
28	Oguy Méliissa	1994	101.5	102.0	101.8	104.2	102.7	102.8	615.0	Vaud	Monthey
29	Harlacher Renato	1981	99.4	101.7	102.9	103.5	102.1	104.8	614.4	Zürich	Rümlang
30	Vesters Sandra	1981	100.1	101.6	101.9	104.5	102.9	103.4	614.4	Aargau	Mägenwil
31	Zwald Diana	1994	102.4	102.1	101.5	100.2	105.2	102.9	614.3	Solothurn	Solothurn
32	Steiner Alicia	1997	102.5	102.2	103.2	102.0	102.6	101.6	614.1	Vaud	Nyon
33	Peters Renate	1994	103.3	103.7	101.8	101.7	101.9	101.2	613.6	Linth	Altendorf
34	Gross Muriel	1999	101.5	101.2	102.9	104.4	100.6	102.6	613.2	Fribourg	Corpataux
35	Zihlmann Jean-Claude	1984	102.5	102.9	100.5	103.2	103.2	100.9	613.2	Zentralschweiz	Neuenkirch
36	Koller Marco	1981	101.6	100.1	101.9	102.7	104.0	102.7	613.0	Bern	Thun
37	Mischler Jasmin	1992	103.7	99.8	102.1	100.9	103.9	102.6	613.0	Bern	Mittelhäusern
38	Eberhard André	1983	99.5	103.0	101.6	102.9	104.3	101.7	613.0	Glarus	Mitlödi
39	Baumgartner Joëlle	1994	103.6	102.5	100.7	100.5	102.2	103.4	612.9	Zürich	Spreitenbach
40	Caluori Valentina	1999	101.1	103.4	102.9	102.8	99.3	103.4	612.9	Bern	Rhâzüns
41	Limat Bertrand	1991	101.5	100.7	102.2	102.9	102.9	102.7	612.9	Fribourg	Grolley
42	Riedo Sven	1999	104.2	103.2	100.5	101.9	103.2	99.9	612.9	Fribourg	St. Ursen
43	Wirz Peter	1972	101.5	100.2	102.0	101.4	103.8	103.8	612.7	Zentralschweiz	Stansstad
44	Senti Anja	1996	102.7	102.4	101.4	101.4	99.9	104.8	612.6	Bern	Bellmund
45	Loretz Stephan	1969	102.3	102.9	102.6	99.9	102.4	101.4	611.5	Zentralschweiz	Bürglen UR
46	Bellwald Julian	1997	99.5	100.7	101.3	103.4	100.8	104.9	610.6	Glarus	Glarus

Rang	Schütze	Jahrgang	Passen						Resultat	Verband	Wohnort
47	Caviezel Nadja	1994	101.2	103.0	101.8	101.7	100.4	102.4	610.5	Graubünden	Camuns
48	Landolt Gina	1993	100.3	101.5	102.9	102.8	101.1	101.5	610.1	Glarus	Näfels
49	Hoche Thomas	1977	103.8	99.8	102.3	100.5	102.1	101.1	609.6	Zürich	Illnau
50	Tomaschett Elena	1996	102.0	100.8	101.1	99.8	102.5	103.0	609.2	Graubünden	Rabius
51	Köppel Michael	1996	99.8	100.7	101.7	102.8	101.3	102.9	609.2	Ostschweiz	Bad Ragaz
52	Lengen Alexandra	1995	104.3	97.7	101.7	101.7	102.3	101.4	609.1	Wallis	Visp
53	Martz Stephan	1984	101.7	100.4	102.1	102.5	101.7	100.3	608.7	Zürich	Oetwil
54	Verdi Michele	1996	101.9	103.4	99.7	101.4	101.7	100.4	608.5	Ticino	Gordola
55	Wirth Nadia	1997	99.9	100.6	100.8	103.2	103.3	100.5	608.3	Zürich	Steinmaur
56	Pandiscia Daniela	1981	98.8	101.9	101.5	101.2	102.0	102.8	608.2	Ticino	Mezzovico
57	Rogenmoser Ian	1997	101.3	100.3	103.1	101.2	98.9	103.0	607.8	Linth	Pfäffikon SZ
58	Glavina Maria	1997	102.7	101.5	101.5	100.1	100.2	101.3	607.3	Einzel	ZH Schmerikon
59	Staudenmann Michelle	1999	102.8	101.1	99.6	101.4	100.8	101.3	607.0	Bern	Riffenmatt
60	Feusi Marcel	1972	99.3	101.8	99.4	103.4	102.1	100.9	606.9	Einzel	GL Mollis
61	Frossard Darunee	1995	102.6	101.6	102.9	102.3	101.2	96.2	606.8	Aargau	Wettingen
62	Sieber Jacqueline	1991	97.0	102.0	104.1	102.5	100.6	100.4	606.6	Solothurn	Deitingen
63	Frei Janine	1999	99.7	99.3	102.2	103.0	101.6	100.4	606.2	Solothurn	Pfaffnau
64	Martinal Michaël	1991	103.0	98.3	99.4	103.3	98.3	102.3	604.6	Wallis	La Fouly
65	Landolt Tim	1997	100.5	99.2	101.5	102.0	101.2	100.2	604.6	Glarus	Näfels
66	Graber Beat	1977	101.7	95.1	102.7	98.6	102.9	102.5	603.5	Solothurn	Olten
67	Waeber Lauriane	1993	100.5	98.6	100.3	103.1	99.8	101.2	603.5	Fribourg	Bulle
68	Steiner Mirco	1997	100.5	102.9	102.2	97.2	102.1	98.5	603.4	Bern	Wasen im Emmental
69	Frund Robin	1996	102.0	98.6	100.7	101.9	99.3	100.2	602.7	Jura	Cornol
70	Tomaschett Nicolas	1992	100.8	100.7	102.1	98.0	99.9	100.4	601.9	Graubünden	Rabius
71	Abrecht Pascal	1993	98.1	99.0	100.2	103.1	99.8	101.6	601.8	Solothurn	Lengnau
72	Ryser Anne-Claude	1977	101.5	101.6	97.8	98.8	100.2	100.7	600.6	Vaud	Moudon
73	Güntert Marc	1987	99.0	101.3	99.1	99.9	99.9	100.9	600.1	Wallis	Miège
74	Rossier François	1987	99.9	101.3	102.2	99.2	98.8	97.9	599.3	Einzel	FR Cottens
75	Gyger Martin	1985	99.1	101.4	101.0	100.3	100.2	97.3	599.3	Ostschweiz	Niederuzwil
76	Spahr Olivia	1999	97.4	100.5	99.1	99.3	101.3	101.5	599.1	Bern	Merligen
77	Füglister Lukas	1974	96.9	99.3	100.8	99.9	99.3	102.2	598.4	Aargau	Nussbaumen AG
78	Mächler Rolf	1970	100.7	97.4	100.0	101.5	99.5	99.2	598.3	Linth	Siebnen
79	Tomaschett Andri	1996	97.6	98.9	97.1	100.8	102.7	101.0	598.1	Graubünden	Trun
80	Décaillet Corentin	1992	98.9	97.9	100.2	99.2	100.4	101.1	597.7	Vaud	Val d'Illeiez
81	Curschellas Cécile	1994	99.2	100.6	99.3	99.9	97.3	99.7	596.0	Aargau	Staffelbach
82	Rime Guillaume	1992	96.2	99.6	102.4	100.7	100.7	96.4	596.0	Vaud	Sugnens
83	Bendig Nicola	1996	101.4	101.7	99.7	95.0	99.6	97.7	595.1	Aargau	Neuenhof
84	Tomaschett Gianna	1998	99.5	99.3	99.9	97.7	99.9	98.7	595.0	Graubünden	Trun
85	Guerra Omar	1995	96.7	99.8	98.7	101.1	98.7	99.7	594.7	Ticino	Bignasco
86	Berchtold Lukas	1978	99.6	100.1	98.3	98.3	99.9	98.4	594.6	Basel	Liestal
87	Keller Christiane	1996	98.9	96.4	101.1	97.9	98.9	101.3	594.5	Aargau	Buchs
88	Dayer Diane	1985	99.1	97.2	100.7	99.9	100.1	97.2	594.2	Wallis	Hérémenche
89	Monney Sandra	1970	98.9	96.6	102.6	99.5	98.0	98.3	593.9	Einzel	BE Lyss
90	Blanchard Alice	1998	99.2	92.8	100.8	99.1	102.0	97.2	591.1	Fribourg	Tafers
91	Keller Janina	1991	98.6	97.2	100.4	98.7	97.4	98.5	590.8	Jura	Courchapoix
92	Daguet Clément	1982	99.6	100.6	97.7	95.9	98.2	96.8	588.8	Jura	Pfetterhouse
93	Degen Jürg	1974	97.1	99.8	97.9	99.8	97.3	96.6	588.5	Basel	Pratteln
94	Zufferey Christian	1966	101.6	99.5	94.7	96.8	97.2	98.3	588.1	Vaud	Saillon
95	Bieli Reto	1974	97.2	99.4	97.0	99.5	98.9	95.7	587.7	Basel	Brislach
96	Stampfli Marco	1990	99.5	97.2	96.7	100.9	95.4	95.8	585.5	Basel	Birsfelden
97	Agustoni Giorgio	1986	97.3	99.1	93.5	96.9	100.0	98.3	585.1	Ticino	Morbio Inferiore
98	Casari Ylenia	1996	96.8	92.1	99.5	97.2	98.0	99.0	582.6	Ticino	Castione
99	Lovey Johnny	1998	99.5	96.2	91.8	101.7	97.4	95.9	582.5	Wallis	Sembrancher

Rang	Schütze	Jahrgang	Passen						Resultat	Verband	Wohnort
100	Schneider Mirjam	1979	93.4	99.3	97.7	95.1	97.6	99.1	582.2	Aargau	Untersiggenthal
101	Bürki Laure	1979	96.8	90.8	94.1	98.1	94.5	96.3	570.6	Jura	Courchapoix
102	von Känel Jean-Pierre	1963	92.2	95.5	93.1	94.7	97.2	97.7	570.4	Jura	Moutier
103	Itin Roger	1968	94.2	93.9	92.3	94.7	94.1	94.4	563.6	Basel	Thürnen

01.03.2020

WINFIRE

Schweizer Verbandsmatch 2020

10m Gewehr in Bern

Verbandsmatch Junioren

Rang	Durchschnitt	Passentotale						Verband			
	Einzelresultate / Passen							Schützen			
1	608.788	809.8	814.7	805.1	817.5	815.0	808.2	Zentralschweiz			
	620.6	103.3	104.5	102.4	105.0	103.8	101.6	Arnold Sandra	2004	U17	
	620.0	102.2	104.2	103.0	104.4	103.3	102.9	Gisler Jana	2000	U21	
	609.7	101.5	99.7	102.5	102.9	100.5	102.6	Fischer Marion	2004	U17	
	609.0	98.3	101.1	101.5	101.8	104.7	101.6	Aregger Lynn	2004	U17	
	607.2	103.1	103.2	99.7	100.0	100.3	100.9	Stadler Silas	2003	U19	
	603.8	101.0	99.0	99.9	102.8	100.9	100.2	Epp Helena	2001	U21	
	603.0	99.6	102.6	98.7	100.4	101.0	100.7	Mathis Alice	2001	U21	
	597.0	100.8	100.4	97.4	100.2	100.5	97.7	Stadler Nina	2001	U21	
2	602.867	304.3	299.9	299.8	301.8	298.6	304.2	Genève			
	609.7	102.9	102.1	101.9	100.9	99.6	102.3	Kocher Jennifer	2002	U19	
	600.5	100.0	99.2	99.4	100.7	100.4	100.8	Duchoud Mégane	2000	U21	
	598.4	101.4	98.6	98.5	100.2	98.6	101.1	Crottet Bartholomé	2004	U17	
3	601.443	700.3	695.7	705.0	703.0	701.9	704.2	Graubünden			
	612.7	104.2	101.4	104.3	102.3	100.4	100.1	Tomaschett Annina	2000	U21	
	606.5	101.9	99.7	100.6	101.0	100.5	102.8	Bischof Natasha	2000	U21	
	604.8	100.2	99.6	101.3	101.1	102.5	100.1	Kessler Jana	2002	U19	
	604.0	100.7	100.8	101.1	98.8	99.1	103.5	Lötscher Selina	2001	U21	
	597.1	97.5	97.8	99.3	101.6	100.9	100.0	Wolf Chris	2001	U21	
	593.8	100.4	100.1	98.9	98.0	98.5	97.9	Cadalbert Anja	2004	U17	
	591.2	95.4	96.3	99.5	100.2	100.0	99.8	Caluori Enrica	2002	U19	
4	601.125	397.1	397.1	401.7	404.4	402.1	402.1	Linth			
	605.9	102.4	101.1	100.4	100.9	100.2	100.9	Mächler Jasmin	2002	U19	
	605.8	98.3	101.2	101.7	103.6	101.0	100.0	Szabo Marta	2002	U19	
	600.7	98.6	96.7	100.8	101.4	100.3	102.9	Rust Svenja	2004	U17	
	592.1	97.8	98.1	98.8	98.5	100.6	98.3	Müller Nico	2003	U19	
5	600.886	700.0	704.9	699.4	701.2	701.8	698.9	Solothurn			
	612.1	102.4	101.4	101.0	102.1	102.9	102.3	Blum Jasmin	2000	U21	
	610.7	101.7	102.0	98.9	104.0	102.0	102.1	Gyger Gina	2004	U17	
	606.8	98.1	102.0	103.0	100.9	103.6	99.2	Eggli Anna Lena	2001	U21	
	597.1	99.4	102.0	97.1	99.6	100.8	98.2	Kaufmann Tim	2000	U21	
	596.6	101.5	97.8	100.3	98.9	99.1	99.0	Hafner Jaqueline	2002	U19	
	594.6	97.6	97.4	101.0	99.8	98.5	100.3	Jäggi Vivien	2006	U17	
	588.3	99.3	102.3	98.1	95.9	94.9	97.8	Donatiello Larissa	2005	U17	

Rang	Durchschnitt	Passentotale						Verband	Schützen		
		Einzelresultate / Passen									
6	600.875	396.3	396.4	400.3	401.1	406.2	403.2	Ticino			
	603.3	97.4	103.1	101.8	100.0	101.2	99.8	Huwiler Aurora	2005	U17	
	602.0	102.0	98.9	98.3	99.2	101.8	101.8	Luchessa Aris	2002	U19	
	601.0	100.1	97.1	101.0	101.9	101.2	99.7	Tavasci Karin	2002	U19	
	597.2	96.8	97.3	99.2	100.0	102.0	101.9	Tavasci Laura	2004	U17	
7	597.575	395.2	401.5	398.2	396.8	402.5	396.1	Jura			
	618.6	103.7	101.5	102.6	104.0	104.3	102.5	Gogniat Audrey	2002	U19	
	599.5	100.0	100.9	99.0	98.0	100.7	100.9	Laville Kilian	2001	U21	
	590.5	97.1	99.1	99.1	99.8	98.8	96.6	Albietz Kilian	2001	U21	
	581.7	94.4	100.0	97.5	95.0	98.7	96.1	Nobs Gauthier	2000	U21	
8	595.860	998.8	991.4	990.8	995.7	993.3	988.6	Bern			
	607.0	102.7	100.3	98.6	101.4	102.5	101.5	Fröber Hermine	2003	U19	
	606.9	100.9	100.1	100.6	101.9	102.6	100.8	Bolt Alessia	2003	U19	
	603.5	100.7	99.6	100.6	100.6	101.9	100.1	Allenbach Lars	2002	U19	
	600.0	101.7	101.5	99.8	99.8	96.8	100.4	Gerber Dylan	2001	U21	
	599.0	100.0	98.3	98.6	99.4	101.6	101.1	Krainer Nicola	2002	U19	
	598.0	95.7	103.4	100.9	98.2	98.4	101.4	Froeber Johannes	2001	U21	
	594.9	98.5	99.1	99.1	98.6	99.9	99.7	Strazzer Bianca	2003	U19	
	592.1	101.3	96.1	100.9	100.2	97.6	96.0	Martins Almeida Carolina	2001	U21	
	581.7	100.7	99.6	98.7	96.3	93.3	93.1	Ferizi Elena	2005	U17	
	575.5	96.6	93.4	93.0	99.3	98.7	94.5	Carrel Romain	2000	U21	
9	594.413	783.5	802.3	788.3	796.4	796.0	788.8	Aargau			
	615.8	101.9	103.1	101.8	104.2	102.2	102.6	Koch Selina	2000	U21	
	606.0	101.5	102.1	99.1	98.9	101.0	103.4	Obrist Marion	2002	U19	
	604.7	99.0	102.2	99.2	101.1	103.3	99.9	Mäder Yasmin	2004	U17	
	592.5	96.3	100.0	99.4	100.3	98.5	98.0	Zoller Geri	2001	U21	
	587.4	99.3	96.2	98.7	99.8	100.5	92.9	Krauer Cristina	2001	U21	
	584.4	95.5	98.3	96.4	96.9	97.0	100.3	Staudacher Nina	2006	U17	
	584.2	92.1	100.8	98.3	99.6	97.3	96.1	Kitanovic Fiona	2006	U17	
	580.3	97.9	99.6	95.4	95.6	96.2	95.6	Zoller Saskia	2003	U19	
10	593.720	989.9	989.1	1002.0	985.2	982.7	988.3	Zürich			
	615.0	101.1	101.7	104.0	101.0	104.9	102.3	Boldi Nina	2001	U21	
	613.7	101.9	102.3	103.2	102.3	101.5	102.5	Bachofner Sven	2001	U21	
	608.6	102.3	101.4	104.0	101.2	98.6	101.1	Barreira Noelia	2003	U19	
	605.0	103.0	101.0	100.9	101.6	99.7	98.8	Gutzmer Maya	2002	U19	
	602.2	98.4	101.0	101.7	100.5	99.5	101.1	Polvere Noah	2000	U21	
	590.2	96.5	97.3	101.5	97.3	99.8	97.8	Hongler Elea	2002	U19	
	589.1	94.7	99.6	99.9	98.0	99.5	97.4	Gelsomino Aurora	2004	U17	
	581.9	99.4	98.7	97.3	95.3	96.0	95.2	Albrecht Lara	2004	U17	
	568.2	94.8	95.3	93.2	93.8	92.1	99.0	Hager Franziska	2003	U19	
	563.3	97.8	90.8	96.3	94.2	91.1	93.1	Rüegg Alina Dunja	2001	U21	

Rang	Durchschnitt	Passentotale						Verband		
	Einzelresultate / Passen							Schützen		
11	591.385	1267.7	1285.4	1290.4	1282.4	1287.5	1274.6	Fribourg		
	609.7	101.4	101.3	101.6	101.5	102.5	101.4	Sturny Kim	2001	U21
	602.5	101.1	101.1	100.3	99.0	102.2	98.8	Riedo Jasmin	2001	U21
	602.4	100.8	101.5	101.2	99.9	100.0	99.0	Hügli Robin	2001	U21
	602.3	100.4	99.9	100.1	101.1	104.1	96.7	Maag Simon	2001	U21
	599.6	100.7	100.9	102.4	102.6	93.6	99.4	Sturny Tina	2003	U19
	599.2	97.3	100.8	101.9	99.5	99.4	100.3	Sturny Lea	2005	U17
	595.2	96.6	97.4	99.6	98.9	102.4	100.3	Baeriswyl Yanik	2003	U19
	583.6	94.4	96.0	97.4	98.0	99.6	98.2	Guinnard Sarah	2006	U17
	582.3	95.6	97.6	97.4	98.6	100.4	92.7	Terreaux Sara	2002	U19
	579.7	96.1	95.6	99.3	99.4	95.2	94.1	Cotting Julien	2002	U19
	579.5	97.2	97.3	96.2	93.1	98.9	96.8	Maag Mélissa	2004	U17
	576.2	93.8	97.8	96.7	96.6	94.6	96.7	Maag Tania	2004	U17
	575.8	92.3	98.2	96.3	94.2	94.6	100.2	Pittet Maëlle	2002	U19
12	589.925	386.9	395.4	398.2	395.3	393.7	390.2	Basel		
	611.1	101.9	102.7	102.2	102.0	100.6	101.7	Bertschi Michèle	2000	U21
	594.9	95.9	101.3	99.3	101.7	98.9	97.8	Göcze Tamas	2004	U17
	591.6	96.7	97.3	103.5	97.0	100.7	96.4	Pfistner Anja	2000	U21
	562.1	92.4	94.1	93.2	94.6	93.5	94.3	Degen Michelle	2005	U17
13	587.675	1172.9	1164.9	1180.6	1184.1	1176.7	1172.9	Ostschweiz		
	607.5	102.1	97.9	100.9	103.5	103.2	99.9	Fässler Anouk	2006	U17
	604.8	100.3	101.2	100.9	101.8	99.8	100.8	Blattner Ronja	2004	U17
	600.1	101.4	100.7	100.3	99.9	98.4	99.4	Erb Lena	2003	U19
	599.2	100.0	98.2	99.6	100.9	100.9	99.6	Wettstein Oliver	2003	U19
	593.7	98.1	101.3	100.0	98.2	99.4	96.7	Sutter Natascha	2004	U17
	592.3	99.5	99.2	97.7	97.5	98.9	99.5	Rügge Lea	2004	U17
	591.0	99.6	97.3	100.7	99.6	94.6	99.2	Katschnig Tamara	2002	U19
	588.8	94.9	99.9	98.7	98.6	99.7	97.0	Tunyogi Biborka	2005	U17
	587.7	98.0	98.5	98.3	95.5	99.0	98.4	Baumgartner Ramon	2003	U19
	580.7	95.1	96.3	94.6	98.8	98.4	97.5	Hollenweger Moana	2004	U17
	572.0	97.8	92.6	98.0	93.3	95.4	94.9	Beerle Fabio	2004	U17
	534.3	86.1	81.8	90.9	96.5	89.0	90.0	Mosch Jenny	2006	U17
14	585.540	484.9	484.1	487.0	484.8	492.5	494.4	Vaud		
	616.9	104.2	103.3	102.2	100.8	103.6	102.8	Gabriel David	2002	U19
	607.6	101.4	98.7	102.7	101.6	100.9	102.3	Scuderi Giulia	2001	U21
	586.9	97.3	92.7	99.4	98.5	99.5	99.5	Spicher Gina	2002	U19
	576.8	96.1	99.8	93.6	93.1	100.1	94.1	Mathys Manon	2002	U19
	539.5	85.9	89.6	89.1	90.8	88.4	95.7	De Goumoens Maude	2006	U17

Rang	Durchschnitt	Passentotale						Verband		
	Einzelresultate / Passen							Schützen		
15	582.386	672.4	677.2	687.0	680.0	678.6	681.5	Wallis		
	598.7	100.1	96.8	102.4	99.9	99.3	100.2	Brunner Cyril	2000	U21
	596.6	95.5	100.8	102.2	99.6	99.7	98.8	Voutaz Inès	2002	U19
	596.0	100.5	98.2	99.7	100.5	96.6	100.5	Kolloeffel Gwendolyn	2006	U17
	590.1	99.0	97.5	99.9	99.5	96.5	97.7	Joris Célia	2004	U17
	581.7	94.3	96.8	95.6	96.3	98.5	100.2	Kalbermatten Julia	2005	U17
	574.1	96.9	94.9	97.2	92.6	95.7	96.8	Vogel Malorie	2004	U17
	539.5	86.1	92.2	90.0	91.6	92.3	87.3	Johner Flavio	2002	U19
16	582.133	278.4	292.2	290.0	295.3	293.5	297.0	Glarus		
	598.5	95.3	101.2	98.6	99.7	101.8	101.9	Lendi Silvan	2003	U19
	593.2	99.5	97.0	99.3	99.9	100.1	97.4	Ricci Melanie	2000	U21
	554.7	83.6	94.0	92.1	95.7	91.6	97.7	Freund Charlotte	2004	U17

01.03.2020

Schweizer Verbandsmatch 2020

10m Gewehr in Bern

Einzelrangliste Junioren U21

Rang	Schütze	Jahrgang	Passen					Resultat	Verband	Wohnort	
1	Gisler Jana	2000	102.2	104.2	103.0	104.4	103.3	102.9	620.0	Zentralschweiz	Attinghausen
2	Koch Selina	2000	101.9	103.1	101.8	104.2	102.2	102.6	615.8	Aargau	Waltenschwil
3	Boldi Nina	2001	101.1	101.7	104.0	101.0	104.9	102.3	615.0	Zürich	Russikon
4	Bachofner Sven	2001	101.9	102.3	103.2	102.3	101.5	102.5	613.7	Zürich	Theilingen
5	Tomaschett Annina	2000	104.2	101.4	104.3	102.3	100.4	100.1	612.7	Graubünden	Trun
6	Blum Jasmin	2000	102.4	101.4	101.0	102.1	102.9	102.3	612.1	Solothurn	Bettlach
7	Bertschi Michèle	2000	101.9	102.7	102.2	102.0	100.6	101.7	611.1	Basel	Bubendorf
8	Sturny Kim	2001	101.4	101.3	101.6	101.5	102.5	101.4	609.7	Fribourg	Tafers
9	Scuderi Giulia	2001	101.4	98.7	102.7	101.6	100.9	102.3	607.6	Vaud	Echallens
10	Eggli Anna Lena	2001	98.1	102.0	103.0	100.9	103.6	99.2	606.8	Solothurn	Lüsslingen
11	Bischof Natasha	2000	101.9	99.7	100.6	101.0	100.5	102.8	606.5	Graubünden	Mastrils
12	Lötscher Selina	2001	100.7	100.8	101.1	98.8	99.1	103.5	604.0	Graubünden	Serneus
13	Epp Helena	2001	101.0	99.0	99.9	102.8	100.9	100.2	603.8	Zentralschweiz	Attinghausen
14	Mathis Alice	2001	99.6	102.6	98.7	100.4	101.0	100.7	603.0	Zentralschweiz	Ennetmoos
15	Riedo Jasmin	2001	101.1	101.1	100.3	99.0	102.2	98.8	602.5	Fribourg	St. Ursen
16	Hügli Robin	2001	100.8	101.5	101.2	99.9	100.0	99.0	602.4	Fribourg	Chabrey
17	Maag Simon	2001	100.4	99.9	100.1	101.1	104.1	96.7	602.3	Fribourg	Vuadens
18	Polvere Noah	2000	98.4	101.0	101.7	100.5	99.5	101.1	602.2	Zürich	Thayngen
19	Duchoud Mégane	2000	100.0	99.2	99.4	100.7	100.4	100.8	600.5	Genève	Genève
20	Gerber Dylan	2001	101.7	101.5	99.8	99.8	96.8	100.4	600.0	Bern	Biel/Bienne
21	Laville Kilian	2001	100.0	100.9	99.0	98.0	100.7	100.9	599.5	Jura	Grandfontaine
22	Brunner Cyril	2000	100.1	96.8	102.4	99.9	99.3	100.2	598.7	Wallis	Brig-Flis
23	Froeber Johannes	2001	95.7	103.4	100.9	98.2	98.4	101.4	598.0	Bern	Täuffelen
24	Wolf Chris	2001	97.5	97.8	99.3	101.6	100.9	100.0	597.1	Graubünden	Trun
25	Kaufmann Tim	2000	99.4	102.0	97.1	99.6	100.8	98.2	597.1	Solothurn	Heinrichswil
26	Stadler Nina	2001	100.8	100.4	97.4	100.2	100.5	97.7	597.0	Zentralschweiz	Schattdorf
27	Ricci Melanie	2000	99.5	97.0	99.3	99.9	100.1	97.4	593.2	Glarus	Netstal
28	Zoller Geri	2001	96.3	100.0	99.4	100.3	98.5	98.0	592.5	Aargau	Burg AG
29	Martins Almeida Carolina	2001	101.3	96.1	100.9	100.2	97.6	96.0	592.1	Bern	Gampelen
30	Pfistner Anja	2000	96.7	97.3	103.5	97.0	100.7	96.4	591.6	Basel	Liestal
31	Albietz Kilian	2001	97.1	99.1	99.1	99.8	98.8	96.6	590.5	Jura	Mervelier
32	Krauer Cristina	2001	99.3	96.2	98.7	99.8	100.5	92.9	587.4	Aargau	Nesselnbach
33	König Christian	2001	97.5	98.4	95.2	97.2	95.8	98.8	582.9	Einzel	BE Utzenstorf
34	Nobs Gauthier	2000	94.4	100.0	97.5	95.0	98.7	96.1	581.7	Jura	Porrentruy
35	Carrel Romain	2000	96.6	93.4	93.0	99.3	98.7	94.5	575.5	Bern	Diesse
36	Rüegg Alina Dunja	2001	97.8	90.8	96.3	94.2	91.1	93.1	563.3	Zürich	Agasul

Schweizer Verbandsmatch 2020

10m Gewehr in Bern

Einzelrangliste Junioren U19

Rang	Schütze	Jan	Feb	Mär	Apr	Mai	Juni	Juli	Aug	Sept	Verband	Wohnort
1	Gogniat Audrey	2002	103.7	101.5	102.6	104.0	104.3	102.5	618.6	Jura	Le Noirmont	
2	Gabriel David	2002	104.2	103.3	102.2	100.8	103.6	102.8	616.9	Vaud	Attalens	
3	Kocher Jennifer	2002	102.9	102.1	101.9	100.9	99.6	102.3	609.7	Genève	Genève	
4	Barreira Noelia	2003	102.3	101.4	104.0	101.2	98.6	101.1	608.6	Zürich	Uster	
5	Stadler Silas	2003	103.1	103.2	99.7	100.0	100.3	100.9	607.2	Zentralschweiz	Schattdorf	
6	Fröber Hermine	2003	102.7	100.3	98.6	101.4	102.5	101.5	607.0	Bern	Täuffelen	
7	Bolt Alessia	2003	100.9	100.1	100.6	101.9	102.6	100.8	606.9	Bern	Bern	
8	Obrist Marion	2002	101.5	102.1	99.1	98.9	101.0	103.4	606.0	Aargau	Oberentfelden	
9	Mächler Jasmin	2002	102.4	101.1	100.4	100.9	100.2	100.9	605.9	Linth	Siebnen	
10	Szabo Marta	2002	98.3	101.2	101.7	103.6	101.0	100.0	605.8	Linth	Zürich	
11	Gutzmer Maya	2002	103.0	101.0	100.9	101.6	99.7	98.8	605.0	Zürich	Wallisellen	
12	Kessler Jana	2002	100.2	99.6	101.3	101.1	102.5	100.1	604.8	Graubünden	Schiers	
13	Eggl Nina	2003	98.7	100.3	100.8	101.7	101.4	101.2	604.1	Einzel	SO Lüsslingen	
14	Allenbach Lars	2002	100.7	99.6	100.6	100.6	101.9	100.1	603.5	Bern	Seedorf BE	
15	Luchessa Aris	2002	102.0	98.9	98.3	99.2	101.8	101.8	602.0	Ticino	Riazzino	
16	Tavasci Karin	2002	100.1	97.1	101.0	101.9	101.2	99.7	601.0	Ticino	Grono	
17	Erb Lena	2003	101.4	100.7	100.3	99.9	98.4	99.4	600.1	Ostschweiz	Wil SG	
18	Sturny Tina	2003	100.7	100.9	102.4	102.6	93.6	99.4	599.6	Fribourg	Tafers	
19	Wettstein Oliver	2003	100.0	98.2	99.6	100.9	100.9	99.6	599.2	Ostschweiz	Weiningen	
20	Krainer Nicola	2002	100.0	98.3	98.6	99.4	101.6	101.1	599.0	Bern	Cordast	
21	Lendi Silvan	2003	95.3	101.2	98.6	99.7	101.8	101.9	598.5	Glarus	Kaltbrunn	
22	Hafner Jaqueline	2002	101.5	97.8	100.3	98.9	99.1	99.0	596.6	Solothurn	Niederbuchsiten	
23	Voutaz Inès	2002	95.5	100.8	102.2	99.6	99.7	98.8	596.6	Wallis	Sembrancher	
24	Zurfluh Leonie	2003	99.2	98.3	99.7	98.0	100.1	100.7	596.0	Einzel	ZE Seedorf	
25	Baeriswyl Yanik	2003	96.6	97.4	99.6	98.9	102.4	100.3	595.2	Fribourg	St. Ursen	
26	Strazzer Bianca	2003	98.5	99.1	99.1	98.6	99.9	99.7	594.9	Bern	Vinelz	
27	Müller Nico	2003	97.8	98.1	98.8	98.5	100.6	98.3	592.1	Linth	Galgenen	
28	Caluori Enrica	2002	95.4	96.3	99.5	100.2	100.0	99.8	591.2	Graubünden	Rhâzüns	
29	Gianoni Mario	2003	97.7	101.2	97.1	97.4	99.0	98.8	591.2	Einzel	TI Gerra Piano	
30	Katschnig Tamara	2002	99.6	97.3	100.7	99.6	94.6	99.2	591.0	Ostschweiz	Bühler	
31	Hongler Elea	2002	96.5	97.3	101.5	97.3	99.8	97.8	590.2	Zürich	Uster	
32	Baumgartner Ramon	2003	98.0	98.5	98.3	95.5	99.0	98.4	587.7	Ostschweiz	Schwarzenbach SG	
33	Spicher Gina	2002	97.3	92.7	99.4	98.5	99.5	99.5	586.9	Vaud	La Tour-de-Peilz	
34	Terreaux Sara	2002	95.6	97.6	97.4	98.6	100.4	92.7	582.3	Fribourg	La Joux FR	
35	Köhler Marius	2002	94.6	94.3	97.4	98.9	95.9	100.2	581.3	Einzel	LI Galgenen	
36	Zoller Saskia	2003	97.9	99.6	95.4	95.6	96.2	95.6	580.3	Aargau	Burg AG	
37	Cotting Julien	2002	96.1	95.6	99.3	99.4	95.2	94.1	579.7	Fribourg	Belfaux	
38	Mathys Manon	2002	96.1	99.8	93.6	93.1	100.1	94.1	576.8	Vaud	Ballens	
39	Pittet Maëlle	2002	92.3	98.2	96.3	94.2	94.6	100.2	575.8	Fribourg	Le Crêt-p-Semsaies	
40	Lorez Manuela	2003	94.6	88.6	95.7	96.0	101.1	97.8	573.8	Einzel	GR Tartar	
41	Hager Franziska	2003	94.8	95.3	93.2	93.8	92.1	99.0	568.2	Zürich	Oetwil am See	
42	Vester Laura	2003	95.0	92.6	94.4	93.4	88.7	97.5	561.6	Einzel	ZH Hochfelden	
43	Egloff Maja	2003	94.8	86.4	91.4	88.4	92.7	94.1	547.8	Einzel	AG Würenlos	
44	Willisch Gioia	2003	92.6	85.5	92.1	91.2	92.9	87.1	541.4	Einzel	VS Naters	
45	Johner Flavio	2002	86.1	92.2	90.0	91.6	92.3	87.3	539.5	Wallis	Naters	

Schweizer Verbandsmatch 2020

10m Gewehr in Bern

Einzelrangliste Junioren U17

Rang	Schütze	Jahrgang	Passen					Resultat			Verband	Wohnort
1	Arnold Sandra	2004	103.3	104.5	102.4	105.0	103.8	101.6	620.6	Zentralschweiz	Schattdorf	
2	Gyger Gina	2004	101.7	102.0	98.9	104.0	102.0	102.1	610.7	Solothurn	Oensingen	
3	May Stella	2004	101.6	101.9	103.4	101.7	100.1	101.4	610.1	Einzel	ZE Beckenried	
4	Fischer Marion	2004	101.5	99.7	102.5	102.9	100.5	102.6	609.7	Zentralschweiz	Oberdorf NW	
5	Aregger Lynn	2004	98.3	101.1	101.5	101.8	104.7	101.6	609.0	Zentralschweiz	Stans	
6	Fässler Anouk	2006	102.1	97.9	100.9	103.5	103.2	99.9	607.5	Ostschweiz	Ebnat-Kappel	
7	Blattner Ronja	2004	100.3	101.2	100.9	101.8	99.8	100.8	604.8	Ostschweiz	Rorschacherberg	
8	Mäder Yasmin	2004	99.0	102.2	99.2	101.1	103.3	99.9	604.7	Aargau	Mägenwil	
9	Huwiler Aurora	2005	97.4	103.1	101.8	100.0	101.2	99.8	603.3	Ticino	Claro	
10	Rust Svenja	2004	98.6	96.7	100.8	101.4	100.3	102.9	600.7	Linth	Gross	
11	Sturny Lea	2005	97.3	100.8	101.9	99.5	99.4	100.3	599.2	Fribourg	Tafers	
12	Crottet Bartholomé	2004	101.4	98.6	98.5	100.2	98.6	101.1	598.4	Genève	Thonon-les-Bains	
13	Tavasci Laura	2004	96.8	97.3	99.2	100.0	102.0	101.9	597.2	Ticino	Grono	
14	Kolloeffel Gwendolyn	2006	100.5	98.2	99.7	100.5	96.6	100.5	596.0	Wallis	St-Maurice	
15	Göcze Tamas	2004	95.9	101.3	99.3	101.7	98.9	97.8	594.9	Basel	Basel	
16	Jäggi Vivien	2006	97.6	97.4	101.0	99.8	98.5	100.3	594.6	Solothurn	Niederbuchsiten	
17	Cadabert Anja	2004	100.4	100.1	98.9	98.0	98.5	97.9	593.8	Graubünden	Sevgein	
18	Sutter Natascha	2004	98.1	101.3	100.0	98.2	99.4	96.7	593.7	Ostschweiz	Hosenruck	
19	Rügge Lea	2004	99.5	99.2	97.7	97.5	98.9	99.5	592.3	Ostschweiz	Wil SG	
20	Joris Célia	2004	99.0	97.5	99.9	99.5	96.5	97.7	590.1	Wallis	Orsières	
21	Gelsomino Aurora	2004	94.7	99.6	99.9	98.0	99.5	97.4	589.1	Zürich	Zürich	
22	Tunyogi Biborka	2005	94.9	99.9	98.7	98.6	99.7	97.0	588.8	Ostschweiz	Sargans	
23	Donatiello Larissa	2005	99.3	102.3	98.1	95.9	94.9	97.8	588.3	Solothurn	Gretzenbach	
24	Staudacher Nina	2006	95.5	98.3	96.4	96.9	97.0	100.3	584.4	Aargau	Hottwil	
25	Kräuliger Cedric	2004	94.8	97.4	97.0	98.7	97.5	98.9	584.3	Einzel	BE Wichtrach	
26	Kitanovic Fiona	2006	92.1	100.8	98.3	99.6	97.3	96.1	584.2	Aargau	Wil	
27	Guinnard Sarah	2006	94.4	96.0	97.4	98.0	99.6	98.2	583.6	Fribourg	Vallon	
28	Albrecht Lara	2004	99.4	98.7	97.3	95.3	96.0	95.2	581.9	Zürich	Stadel	
29	Kalbermatten Julia	2005	94.3	96.8	95.6	96.3	98.5	100.2	581.7	Wallis	Visp	
30	Ferizi Elena	2005	100.7	99.6	98.7	96.3	93.3	93.1	581.7	Bern	Gampelen	
31	Mosimann Dominic	2004	96.8	93.5	93.5	97.5	99.1	100.9	581.3	Einzel	BE Mittelhäusern	
32	Hollenweger Moana	2004	95.1	96.3	94.6	98.8	98.4	97.5	580.7	Ostschweiz	Bettwiesen	
33	Leiser Kimea	2004	92.2	96.5	97.7	97.0	95.6	100.6	579.6	Einzel	BE Studen	
34	Maag Mélissa	2004	97.2	97.3	96.2	93.1	98.9	96.8	579.5	Fribourg	Vuadens	
35	Gisler Andrea	2005	92.3	98.1	97.2	93.1	96.9	99.5	577.1	Einzel	GL Engi	
36	Maag Tania	2004	93.8	97.8	96.7	96.6	94.6	96.7	576.2	Fribourg	Vuadens	
37	Vogel Malorie	2004	96.9	94.9	97.2	92.6	95.7	96.8	574.1	Wallis	Choëx	
38	Beerle Fabio	2004	97.8	92.6	98.0	93.3	95.4	94.9	572.0	Ostschweiz	Goldach	
39	Füglister Fiona	2004	91.1	93.8	96.2	94.8	94.5	100.0	570.4	Einzel	AG Nussbaumen	
40	Keller Jonas	2006	97.2	87.6	94.4	97.9	93.1	94.8	565.0	Einzel	ZH Glattfelden	
41	Degen Michelle	2005	92.4	94.1	93.2	94.6	93.5	94.3	562.1	Basel	Pratteln	
42	Sandhofer Larissa	2006	91.8	90.1	90.9	99.2	96.4	93.7	562.1	Einzel	ZH Neerach	
43	Heuberger Leonie	2005	94.2	94.9	93.4	94.2	92.8	90.2	559.7	Einzel	SO Aeschi	
44	Willisch Nicola	2004	94.6	90.4	93.2	94.9	90.8	91.1	555.0	Einzel	VS Naters	
45	Freund Charlotte	2004	83.6	94.0	92.1	95.7	91.6	97.7	554.7	Glarus	Glarus	
46	Piccand Arnaud	2004	89.7	89.5	95.7	91.4	93.0	94.7	554.0	Einzel	FR Grenilles	

Rang	Schütze	Jahrgang	Passen	Resultat							Verband	Wohnort
47	De Gourmoens Maude	2006	85.9 89.6 89.1 90.8 88.4 95.7	539.5	Vaud	Gourmoens-la-Ville						
48	Mosch Jenny	2006	86.1 81.8 90.9 96.5 89.0 90.0	534.3	Ostschweiz	Oberriet SG						

01.03.2020

WINFIRE